

SINGER
99W50

Form 1684w
Revised
October, 1925
PRINTED IN U. S. A.

LIST OF PARTS



MACHINE No. 99w50

THE SINGER MANUFACTURING COMPANY

INDEX

COPYRIGHT, U. S. A., 1919, 1921, 1923 AND 1925
BY THE SINGER MANUFACTURING COMPANY
ALL RIGHTS RESERVED FOR ALL COUNTRIES

	PAGE
ACCESSORIES	40
BUTTONHOLE CUTTING BLOCKS	47
" " KNIVES	47
COUNTER SHAFT DRIVING PULLEYS	48
DRIVING EQUIPMENT	42
MACHINE NO. 99W50	7
NUMERICAL LIST OF PARTS	57
OBSOLETE PARTS	49
SHAFT PULLEYS	47
THREAD UNWINDER	41

Instructions for Ordering

In ordering from this list, use **ONLY** the **PART** number in the **FIRST** column.

The number stamped on a Sewing Machine Part is the number of the Single Part only, except when the part includes Set Screws, Clamping Screws, Studs and Rollers Spun on, Small Wires riveted, or Parts soldered together, etc., which it is necessary to furnish in combination.

Every combination of parts sent out has its specific number which, although not stamped on Parts (except in above cases) must be used when ordering the combination.

Each number always indicates the **SAME PART** in whatever list it appears, or for whatever Machine.

The letters after some of the numbers indicate the style of finish only, as follows:

- A. Hardened, Polished and Plated.
- B. Polished and Plated.
- C. Hardened only.
- D. Polished only.
- E. Soft, not polished.
- F. Hardened and Polished.
- H. Blued.

These letters **MUST BE USED** when they appear in the list and **AFTER** the number, as in the list.

In this series

- 1 to 1500 and 200001 to 201500 are Screw Numbers.
- 1501 to 1800 and 201501 to 201800 are Nut Numbers.
- 1801 to 2000 and 201801 to 202000 are Roller Numbers.
- 2001 to 50000, 202001 and upwards are Numbers of Machine Parts.


The figures in the second column refer only to the plate in which the illustration of the part is shown and are **NOT TO BE USED** in ordering.

Two or more numbers over a cut indicate that the difference between such parts is not visible in an illustration.

Parts marked with an asterisk (*) are furnished only when repairs are made at the factory.

LIST OF PARTS COMPLETE

FOR



From the library of: Diamond Needle Corp

MACHINE No. 99w50

Automatic Eyelet End Buttonhole Machine,
for Shoes and Overgaiters

Makes buttonholes from 1/2 to 5/8 in. long

No.	Plate	Name
*232487	—	Arm
204235	13701	" Position Pin (2)
200020F	13701	" Screw (4)
232488	13704	" Shaft
232489	13701	" " Bevel Gear with 453e ..
232244	13701	" " " " Position Pin

No.	Plate	Name
453E	13701	Arm Shaft Bevel Gear Set Screw..
232002	13702	" " Bushing (back) with 202260
202260	—	Arm Shaft Bushing (back) Oil Packing (wick)
200100E	13701	Arm Shaft Bushing (back) Screw (2)
232490	13702	Arm Shaft Bushing (front) with 202260
202260	—	Arm Shaft Bushing (front) Oil Packing (wick)
200100E	13701	Arm Shaft Bushing (front) Screw (2)
232003	13702	Arm Shaft Hand Wheel with two 200341c
200341c	13701	Arm Shaft Hand Wheel Set Screw
150D	13701	" " Screw
232491	13709	" Side Cover
193D	13701	" " " Screw (2)
*232492	—	Bed
232930	13701	" Cushion (felt) (back)
232931	13701	" " " (front)
225589	13701	" " (leather)
232936	13701	" " (rawhide) (back)
232937	13701	" " " (front)
200567H	13701	" " " Screw
232493	—	" End Cover
232025	13701	" " " Catch
232026	13701	" " " Position Pin..
232027	13701	" " " " Releaser
204264	13701	" " " " Stop Pin
200061D	13701	" " " " Screw
201531H	13701	" " " " Nut
232712	13701	" " " Hinge (2)
200579E	13701	" " " " Screw (14) ..
232028	13701	" " " Position Pin
232938	13703	" Hinge (2)
200579E	13701	" " Screw (10)
232494	13704	" Shaft
232495	13702	" " Bevel Gear with two 453E
232719	13703	" " " " Position Pin .
453E	13701	" " " " Set Screw ...
232030	13702	" " Bushing (back) with 202260
202260	—	Bed Shaft Bushing (back) Oil Packing (wick)
232821	13703	Bed Shaft Bushing (back) Oil Tube (brass)
230795	13703	Bed Shaft Bushing (back) Oil Tube Pin

No.	Plate	Name
200100E	13701	Bed Shaft Bushing (back) Screw (2)
232496	13702	Bed Shaft Bushing (front)
232497	13703	" " " " Oil Tube
232244	13701	" " " " Position Pin
200100E	13701	Bed Shaft Bushing (front) Screw (2)
232498	13703	Bed Shaft Collar with 448c
40025	13703	" " " Position Pin
448c	13703	" " " Set Screw
232499	13702	" " Looper Driving Gear with 457c
232244	13701	Bed Shaft Looper Driving Gear Po- sition Pin
457c	13703	Bed Shaft Looper Driving Gear Set Screw
232500	13704	Bed Side Cover (left)
201360E	13703	" " " " Hinge Screw Lug (2)
1650E	13703	Bed Side Cover (left) Hinge Screw Lug Nut (2)
200603E	13703	Bed Side Cover (left) Hinge Screw Stud (2)
200478B	13703	Bed Side Cover (left) Thumb Screw
232501	13704	" " " (right)
200110D	13703	" " " " Screw (2) ..
232725	13702	Belt Guard
9D	13703	" " Screw
232865	13927	Buttonhole Cutting Block (steel)..
232502	13711	" " " Holder ..
193c	13701	" " " " Set Screw
232503	13705	Buttonhole Cutting Carrier Cam with 200364c
40025	13703	Buttonhole Cutting Carrier Cam Position Pin
200364c	13703	Buttonhole Cutting Carrier Cam Set Screw
232036	13705	Buttonhole Cutting Carrier Lever with 990D, 201366c, 201524E and 201892
201118E	13703	Buttonhole Cutting Carrier Lever Adjusting Screw Stud
201632E	13703	Buttonhole Cutting Carrier Lever Adjusting Screw Stud Nut
232037	13703	Buttonhole Cutting Carrier Lever Adjusting Screw Stud Sleeve ..
201892	13735	Buttonhole Cutting Carrier Lever Roller

No.	Plate	Name
990D	13703	Buttonhole Cutting Carrier Lever Roller Cap Screw
201366C	13703	Buttonhole Cutting Carrier Lever Roller Screw Stud
201524E	13703	Buttonhole Cutting Carrier Lever Roller Screw Stud Nut
232038	13703	Buttonhole Cutting Carrier Lever Slide Block
232504	12705	Buttonhole Cutting Chip Spout
232505	12705	" " " " Cover
217D	13703	" " " " "
		Screw (2)
232830	13706	Buttonhole Cutting Chip Spout Ex- tension (coil wire)
217D	13703	Buttonhole Cutting Chip Spout Screw (2)
232859	13927	Buttonhole Cutting Chip Spout Spring Cover
350056E	13927	Buttonhole Cutting Chip Spout Spring Cover Screw
232860	13927	Buttonhole Cutting Chip Spout Spring Cover Screw Washer
232042	13705	Buttonhole Cutting Driving Wheel with 50084E
232043	13706	Buttonhole Cutting Driving Wheel Lock
232044	13706	Buttonhole Cutting Driving Wheel Lock Spring
200051E	13731	Buttonhole Cutting Driving Wheel Lock Spring Screw
228026	13706	Buttonhole Cutting Driving Wheel Lock Spring Screw Washer
232724	13706	Buttonhole Cutting Driving Wheel Lock Stop Plate
1094E	13706	Buttonhole Cutting Driving Wheel Lock Stop Plate Screw (2)
232150	13706	Buttonhole Cutting Driving Wheel Position Pin
50084E	13706	Buttonhole Cutting Driving Wheel Set Screw
232449	—	Buttonhole Cutting Knife ($\frac{1}{2}$ in.) ..
232445	—	" " " ($\frac{1}{16}$ in.) ..
232444	—	" " " ($\frac{1}{8}$ in.) ..
		Note. No. 232444 is furnished with this Machine unless another Buttonhole Cut- ting Knife is specified on order.
232443	13711	Buttonhole Cutting Knife ($\frac{1}{16}$ in.)
232447	—	" " " ($\frac{1}{8}$ in.) ..
232046	13706	" " " Holder with 219F

No.	Plate	Name
200122H	13706	Buttonhole Cutting Knife Holder Adjusting Screw (2)
219F	13706	Buttonhole Cutting Knife Set Screw
232822	13711	" " " " Stop
237F	13706	" " " " Screw
232506	13709	" " Lever (lower) with 193c
232510	13709	Buttonhole Cutting Lever (lower) Cam with 448c
40025	13703	Buttonhole Cutting Lever (lower) Cam Position Pin
448c	13703	Buttonhole Cutting Lever (lower) Cam Set Screw
232507	13704	Buttonhole Cutting Lever (upper) with 232482 and two 232483
232511	13708	Buttonhole Cutting Lever (upper) Cam with 448c
40025	13703	Buttonhole Cutting Lever (upper) Cam Position Pin
448c	13703	Buttonhole Cutting Lever (upper) Cam Set Screw
232508	13708	Buttonhole Cutting Lever Bracket with 201211E
232509	13706	Buttonhole Cutting Lever Bracket Gib (left)
232050	13706	Buttonhole Cutting Lever Bracket Gib (right)
232380	13706	Buttonhole Cutting Lever Bracket Gib Adjusting Plate (2)
219E	13706	Buttonhole Cutting Lever Bracket Gib Adjusting Plate Screw (4) ..
206482	13706	Buttonhole Cutting Lever Bracket Gib Adjusting Plate Screw Wash- er (4)
201176E	13706	Buttonhole Cutting Lever Bracket Gib Screw (6)
232051	13706	Buttonhole Cutting Lever Hinge Stud
201211E	13706	Buttonhole Cutting Lever Hinge Stud Set Screw
232052	13707	Buttonhole Cutting Lever Spring
232482	13707	" " " "
		Bracket
232483	13707	Buttonhole Cutting Lever Spring Bracket Pin
232053	13711	Buttonhole Cutting Pressure Wedge with 232056
*201155D	13707	Buttonhole Cutting Pressure Wedge Adjusting Screw

No.	Plate	Name
250538	13927	Buttonhole Cutting Pressure Wedge Adjusting Screw 201155D with 2273, 201672E, 232054 and 232055
232054	13707	Buttonhole Cutting Pressure Wedge Adjusting Screw Collar
232055	13707	Buttonhole Cutting Pressure Wedge Adjusting Screw Collar Position Pin
232466	13707	Buttonhole Cutting Pressure Wedge Adjusting Screw Lock Spring ..
662D	13707	Buttonhole Cutting Pressure Wedge Adjusting Screw Lock Spring Screw
201672E	13707	Buttonhole Cutting Pressure Wedge Adjusting Screw Nut
2273	13707	Buttonhole Cutting Pressure Wedge Adjusting Screw Nut Pin
232056	13707	Buttonhole Cutting Pressure Wedge Boss
232057	13707	Buttonhole Cutting Pressure Wedge Post with 662D and 232466
200122H	13706	Buttonhole Cutting Pressure Wedge Post Screw
232512	13708	Buttonhole Cutting Shaft
232383	13708	" " " Hand Crank with 201484C
201468H	13707	Buttonhole Cutting Shaft Hand Crank Cap Screw
201484C	13707	Buttonhole Cutting Shaft Hand Crank Position Screw
232475	13704	Buttonhole Cutting Shaft Pulley (loose) with eight 232817
232513	13707	Buttonhole Cutting Shaft Pulley Bushing
232817	13707	Buttonhole Cutting Shaft Pulley Stud
232063	13708	Buttonhole Cutting Starting Lever with 201085C
232718	13707	Buttonhole Cutting Starting Lever Hinge Stud
200530E	13881	Buttonhole Cutting Starting Lever Hinge Stud Set Screw
232064	13707	Buttonhole Cutting Starting Lever Latch
350148E	13927	Buttonhole Cutting Starting Lever Latch Hinge Screw
201531E	13701	Buttonhole Cutting Starting Lever Latch Hinge Screw Nut

No.	Plate	Name
232065	13707	Buttonhole Cutting Starting Lever Latch Spring
201218E	13707	Buttonhole Cutting Starting Lever Latch Spring Screw Stud (2) ..
200E	13930	Buttonhole Cutting Starting Lever Latch Stop Screw
232831	13708	Buttonhole Cutting Starting Lever Lock
110C	13707	Buttonhole Cutting Starting Lever Lock Screw (2)
201085C	13707	Buttonhole Cutting Starting Lever Restoring Screw Stud
232067	13927	Buttonhole Cutting Starting Lever Support
200036D	13927	Buttonhole Cutting Starting Lever Support Screw
232726	13927	Buttonhole Position Gauge (for flies)
232727	13711	Buttonhole Position Gauge (for straps)
1423F	13707	Buttonhole Position Gauge Screw
8482	13707	" " " "
		Washer
232776	---	Cord Guard
204057	13927	" Guide (wire)
222896	13711	" " (stud)
232730	13711	" Pull-off Disc with two 458C ..
458C	13711	" " " Set Screw
232731	13711	" " Rod
232732	13711	" " " Guide
200567H	13701	" " " " Screw (2) ..
201315C	13711	" " " Screw
232823	13711	" Tension Plate with 468C
226D	13927	" " Screw
232824	13711	" " Spring (flat)
468C	13711	" " " Adjusting Screw
665D	13711	" " " Screw
232825	13711	" " " Washer
232826	13711	" " Take-up Spring
226D	13927	" " " " Screw
232825	13711	" " " " " "
		Washer
232827	---	Cord Tension complete, Nos. 226D, 665D, 232823, 232824, 232826 and two 232825
232954	---	Drip Pan with 232930, 232931, 232936, 232937, two 225589 and four 200567H

No.	Plate	Name
203184	13927	Drip Pan Clamp
200262H	13927	" " " Hinge Screw
200728A	13927	" " " Thumb Screw
350150E	13927	" " " " " Socket
201506B	13927	" " " " " " "
		Lock Nut
203185	13927	Drip Pan Clamp Thumb Screw Washer
232472	13712	Driving Wheel (loose)
250541	13928	" " with 200363c and two 232113
232112	13927	Driving Wheel Friction Gib
232113	13927	" " " " Posi- tion Pin
40025	13703	Driving Wheel Position Pin
200363C	13871	" " Set Screw
232114	13712	" " Stop Cam
250542	13928	" " " " Reinforc- ing Plate with 10114
200577E	13927	Driving Wheel Stop Cam Reinforc- ing Plate Screw (2)
10114	13927	Driving Wheel Stop Cam Reinforc- ing Plate Stud
232115	13927	Driving Wheel Stop Cam Spring
200096D	13731	" " " " " "
		Position Screw
350073E	13925	Driving Wheel Stop Cam Stop Screw
232520	13712	Face Plate
641D	13929	" " Screw (2)
232521	13713	Feed Adjusting Gear
232522	13713	" " " Bracket
232523	13713	" " " " Clamp- ing Post
129E	13929	Feed Adjusting Gear Bracket Clamping Post Screw (2)
524C	13929	Feed Adjusting Gear Bracket Screw
1245C	13929	Feed Adjusting Gear Screw Stud
232525	13713	" Driving Gear (intermediate) with 457c
232721	13929	Feed Driving Gear (intermediate) Position Pin
457C	13703	Feed Driving Gear (intermediate) Set Screw
232526	13713	Feed Driving Gear (intermediate) Shaft

No.	Plate	Name
232527	13713	Feed Hand Ratchet Lever
232528	13713	" " " " Pawl
1359E	13929	" " " " "
		Hinge Screw
232529	13736	Feed Wheel
232864	13928	" " Chip Guard
200085E	13929	" " " " Screw
9525	13929	" " " " "
		Washer
232530	13929	Feed Wheel Driving Pawl
201385C	13929	" " " " Screw..
232531	13929	" " " " Spring .
232130	13929	" " " Rack (return feed)
201207D	13714	Feed Wheel Driving Rack Screw..
232532	13713	" " " Ring
232533	13719	" " " " Friction Spring
201384D	13714	Feed Wheel Driving Ring Friction Spring Screw
232534	13714	Feed Wheel Driving Ring Gib
232310	13714	" " " " " Posi- tion Pin
201362C	13714	Feed Wheel Screw Stud
255504	13929	" " " " Oil Tube
201381D	13718	" " " " " "
		Screw
232535	—	Feed Wheel complete, Nos. 232022, 232130, 232269, 232425, 232426, 232529, 232532, two each 200055D, 200581H, 201207D, three each 201384D, 201385C, 232530, 232531, 232533, 232534 and six 232310 ..
232832	13715	Finger Starting Bell Crank
35D	13714	" " " " Hinge Screw
232833	13715	Finger Starting Connection
183D	13714	" " " Screw (2)
232834	13715	" " Lever
232835	13714	" " " Carrier
990D	13703	" " " " Screw..
232836	13714	" " " " Spring .
232837	13714	" " " " Washer.
217D	13703	" " " Screw
232838	13714	" " Rod
232839	13714	" " " Collar (back) with 237F
237F	13706	Finger Starting Rod Collar (back) Screw

No.	Plate	Name
232840	13714	Finger Starting Rod Collar (front) with 201288D
201288D	13714	Finger Starting Rod Collar (front) Screw
2273	13707	Finger Starting Rod Pin
232841	13714	" " " Spring
201160D	13714	" " " " Screw Eye
232539	13719	Intermittent Feed Driving Wheel with two 465c
*232540	13704	Intermittent Feed Driving Wheel Bracket
232244	13701	Intermittent Feed Driving Wheel Bracket Position Pin (2)
129E	13929	Intermittent Feed Driving Wheel Bracket Screw (4)
250589	13929	Intermittent Feed Driving Wheel Driving Stud
204648	13714	Intermittent Feed Driving Wheel Driving Stud Position Pin
232541	13714	Intermittent Feed Driving Wheel Position Pin
465c	13714	Intermittent Feed Driving Wheel Set Screw
232542	13715	Intermittent Feed Driving Wheel Shaft
232452	13715	Intermittent Feed Driving Wheel Shaft Gear with two 465c
12509	13929	Intermittent Feed Driving Wheel Shaft Gear Position Pin
465c	13714	Intermittent Feed Driving Wheel Shaft Gear Set Screw
232544	13714	Looper
232545	13714	" Adjusting Gib
232546	13714	" Carrier
232547	13716	" " Crank (driven)
200543H	13716	" " " " CapScrew
232550	13716	" " " (driving)
*232548	13716	" " " Driving Connec- tion
232310	13714	Looper Carrier Crank Driving Con- nection Position Pin (2)
208D	13716	Looper Carrier Crank Driving Con- nection Screw (2)
*232549	13716	Looper Carrier Crank Driving Spiral with 906E
232055	13707	Looper Carrier Crank Driving Spiral Position Pin
906E	13716	Looper Carrier Crank Driving Spiral Set Screw

No.	Plate	Name
232551	13716	Looper Carrier Crank Bracket
193E	13701	" " " " Screw (2)
350064c	13929	Looper Carrier Hinge Screw (2) ..
232552	13716	" " " " Bush- ing (2)
201488D	13716	Looper Screw
232553	13715	" and Under Needle Carrier with 232634
201658c	13716	Looper and Under Needle Carrier Adjusting Nut
201659c	13716	Looper and Under Needle Carrier Adjusting Nut Locking Nut ...
*232554	13740	Looper and Under Needle Carrier Frame with 232558 and three 896E
232866	13929	Looper and Under Needle Carrier Frame Position Pin
201082E	13716	Looper and Under Needle Carrier Frame Screw (3)
232555	13716	Looper and Under Needle Carrier Rotating Gear with 906E
232556	13716	Looper and Under Needle Carrier Rotating Gear Position Stud ..
906E	13716	Looper and Under Needle Carrier Rotating Gear Set Screw
232557	13716	Looper and Under Needle Driving Bar
*232558	13716	Looper and Under Needle Driving Bar Bearing
896E	13716	Looper and Under Needle Driving Bar Bearing Screw
232559	13716	Looper and Under Needle Driving Connection with 232711
232560	13717	Looper and Under Needle Driving Crank
232561	13717	Looper and Under Needle Driving Crank Bushing
208D	13716	Looper and Under Needle Driving Crank Bushing Screw (2)
232562	13717	Looper and Under Needle Driving Fork with 465c
232343	13717	Looper and Under Needle Driving Fork Position Pin
465c	13714	Looper and Under Needle Driving Fork Set Screw
232563	13717	Looper and Under Needle Driving Gear with 465E
232340	13717	Looper and Under Needle Driving Gear Position Pin

No.	Plate	Name
465E	13714	Looper and Under Needle Driving Gear Set Screw
232564	13717	Looper and Under Needle Driving Lever with 175D
1301C	13717	Looper and Under Needle Driving Lever Hinge Screw
175D	13717	Looper and Under Needle Driving Lever Pinch Screw
232565	13717	Looper and Under Needle Driving Lever Link with two 208D
201367F	13717	Looper and Under Needle Driving Lever Link Hinge Screw (2) ..
208D	13716	Looper and Under Needle Driving Lever Link Pinch Screw
232566	13717	Looper and Under Needle Driving Link with 185U and two 208D ..
199D	13717	Looper and Under Needle Driving Link Cap Screw
185U	13717	Looper and Under Needle Driving Link Pinch Screw
208D	13716	Looper and Under Needle Driving Link Screw
232567	13709	Needle Bar
232177	13717	" " Bushing
232178	13717	" " Connecting Link
232709	13717	" " " " Stud with 222598
222598	—	Needle Bar Connecting Link Stud Oil Packing (wick)
200382C	13717	Needle Bar Connecting Link Stud Set Screw
232176	13717	Needle Bar Driving Collar with 200083E
200083E	13717	Needle Bar Driving Collar Pinch Screw
232568	13715	Needle Bar Driving Crank with 200394C and two 200382C
40025	13703	Needle Bar Driving Crank Position Pin
200394C	13717	Needle Bar Driving Crank Set Screw
232569	13717	Needle Bar Driving Swivel with 222598
222598	—	Needle Bar Driving Swivel Oil Packing (wick)
232813	13717	Needle Bar Guide
203D	13717	" " " Screw
232814	13717	" " " Washer ...
232571	13718	" " Rotating Gear

No.	Plate	Name
201661C	13718	Needle Bar Rotating Gear Adjusting Nut with 171D
171D	13718	Needle Bar Rotating Gear Adjusting Nut Pinch Screw
232572	13718	Needle Guard with 232573
232573	13718	" " Position Pin
201381D	13718	" " Screw
232574	13719	" Holder (adjustable) with 735C
203D	13717	" " Screw
735C	13735	" Set Screw
232734	13715	Return Feed Arm
201475E	13718	" " " Hinge Screw ..
232735	13718	" " " Swivel
232736	13718	" " " " Collar with 200119F
200119F	13718	Return Feed Arm Swivel Collar Set Screw
201473C	13718	Return Feed Arm Swivel Screw ...
1518E	13718	" " " " " Nut
232737	13740	" " Connection with two 171E
171E	13718	Return Feed Connection Screw ..
232738	13740	" " Crank Shaft with 399D, 402D and 255501
232739	13718	Return Feed Crank Shaft Bushing
200100E	13701	" " " " " " Screw (2)
255501	13929	Return Feed Crank Shaft Cam Plate
399D	13929	Return Feed Crank Shaft Cam Plate Screw
402D	13727	Return Feed Crank Shaft Cam Plate Screw
232740	13718	Return Feed Crank Shaft Clutch Lock
232741	13718	Return Feed Crank Shaft Clutch Lock Plate
202F	13718	Return Feed Crank Shaft Clutch Lock Plate Screw
232742	13718	Return Feed Crank Shaft Clutch Lock Spring
203E	13717	Return Feed Crank Shaft Clutch Lock Spring Screw
7071	13718	Return Feed Crank Shaft Clutch Lock Spring Screw Washer
232743	13718	Return Feed Crank Shaft Clutch Plate
207E	13718	Return Feed Crank Shaft Clutch Plate Screw

No.	Plate	Name
232744	13718	Return Feed Crank Shaft Driver with 452c
2117	13718	Return Feed Crank Shaft Driver Pin
452c	13718	Return Feed Crank Shaft Driver Set Screw
232745	13740	Return Feed Crank Shaft Gear with six each 207E and 232743 ..
201468ft	13707	Return Feed Crank Shaft Screw ..
232746	13715	" " Driving Gear
145D	13718	" " " " Screw (2)
232747	13740	" " Gear Guard
1178D	13718	" " " " Screw (2)
232748	13718	" " Pawl
74D	13718	" " " Hinge Screw ...
232749	13718	" " " Spring
190D	13718	" " " " Screw
7071	13718	" " " " " Washer
232750	13715	" " Starting Lever
232751	13720	" " " " Adjusting Arm
1255D	13720	Return Feed Starting Lever Adjusting Arm Screw
226163	13720	Return Feed Starting Lever Adjusting Arm Screw Washer
232842	13720	Return Feed Starting Lever Adjusting Arm Spring
201160E	13714	Return Feed Starting Lever Adjusting Arm Spring Screw Eye
232752	13720	Return Feed Starting Lever Clutch Plate
232344	13726	Return Feed Starting Lever Clutch Plate Position Pin
178D	13735	Return Feed Starting Lever Clutch Plate Screw
232753	13720	Return Feed Starting Lever Guide Plate
203D	13717	Return Feed Starting Lever Guide Plate Screw
206482	13706	Return Feed Starting Lever Guide Plate Screw Washer
9D	13703	Return Feed Starting Lever Hinge Screw
232754	13720	Return Feed Starting Lever Latch with 232755
90D	13720	Return Feed Starting Lever Latch Hinge Screw
232755	13720	Return Feed Starting Lever Latch Pin

No.	Plate	Name
232756	13720	Return Feed Starting Lever Latch Spring
203D	13717	Return Feed Starting Lever Latch Spring Screw
206482	13706	Return Feed Starting Lever Latch Spring Screw Washer
232757	13720	Return Feed Starting Lever Releasing Lever
232758	13720	Return Feed Starting Lever Releasing Lever Safety Arm
898D	13720	Return Feed Starting Lever Releasing Lever Safety Arm Screw ...
39541	13720	Return Feed Starting Lever Releasing Lever Safety Arm Screw Washer
27E	13720	Return Feed Starting Lever Releasing Lever Hinge Screw
196E	13720	Return Feed Starting Lever Releasing Lever Stop Screw
232759	13720	Return Feed Starting Lever Trip with 232763
68D	13720	Return Feed Starting Lever Trip Hinge Screw
232760	13720	Return Feed Starting Lever Trip Lever
255502	13929	Return Feed Starting Lever Trip Lever Hinge Stud
357C	13929	Return Feed Starting Lever Trip Lever Hinge Stud Set Screw ..
232761	13720	Return Feed Starting Lever Trip Lever Link
200161D	13720	Return Feed Starting Lever Trip Lever Link Cap Screw
90D	13720	Return Feed Starting Lever Trip Lever Link Hinge Screw
232762	13720	Return Feed Starting Lever Trip Spring
217D	13703	Return Feed Starting Lever Trip Spring Screw
7071	13718	Return Feed Starting Lever Trip Spring Screw Washer
232763	13721	Return Feed Starting Lever Trip Stop Pin
232425	13721	Safety Cam
232426	13721	" " Position Pin
200055D	13721	" " Screw
232578	13722	" Lever
54C	13721	" " Hinge Screw
232428	13721	" " Spring
200310E	13721	" " " Screw

No.	Plate	Name
201356E	13721	Safety Lever Spring Screw Stud (for Bed)
232381	13721	Safety Plate
200577H	13927	" " Screw (2)
232579	13722	Starting Lever with 200363C
232580	13722	" " Cam Plate
200574E	13721	" " " " Screw (2)
232235	13722	" " Lock with 201356E
201113C	13721	" " " Hinge Screw
232236	13721	" " " Spring
201356E	13721	" " " " Screw Stud
201358E	13721	" " " " " "
		(for Bed)
232581	13721	Starting Lever Locking Plate
200542C	13721	" " " " " Screw
228026	13706	" " " " " Washer
40025	13703	Starting Lever Position Pin
232238	13721	" " Roller
201083C	13721	" " " Screw
200363C	13871	" " Set Screw
232582	13722	" " Unlocking Lever
42F	13721	" " " " Hinge Screw
201485C	13721	Starting Lever Unlocking Lever Stop Screw
201531H	13701	Starting Lever Unlocking Lever Stop Screw Nut
232583	13722	Starting Lever Unlocking Lever Tripping Point
1209C	13721	Starting Lever Unlocking Lever Tripping Point Screw
39541	13720	Starting Lever Unlocking Lever Tripping Point Screw Washer
232269	13721	Starting Lever Unlocking Lever Tripping Stud (for Feed Wheel)
232584	—	Stitch Regulating Gear, for 36 stitches
232585	—	Stitch Regulating Gear, for 40 stitches
232586	—	Stitch Regulating Gear, for 44 stitches
		Note. No. 232586 is furnished with this machine unless another Stitch Regulat- ing Gear is specified on order.
232587	13721	Stitch Regulating Gear, for 50 stitches
232588	—	Stitch Regulating Gear, for 56 stitches

No.	Plate	Name
232589	—	Stitch Regulating Gear, for 60 stitches
201660C	13721	Stitch Regulating Gear Lock Nut
232590	13722	" Rotating Lever (lower) with 456C
232719	13703	Stitch Rotating Lever (lower) Po- sition Pin
201871	13721	Stitch Rotating Lever (lower) Rol- ler
201115C	13723	Stitch Rotating Lever (lower) Rol- ler Screw Stud
201666E	13723	Stitch Rotating Lever (lower) Rol- ler Screw Stud Nut
456C	13929	Stitch Rotating Lever (lower) Set Screw
232591	13722	Stitch Rotating Lever (upper) with 448C
40025	13703	Stitch Rotating Lever (upper) Po- sition Pin
448C	13703	Stitch Rotating Lever (upper) Set Screw
232807	13723	Stitch Rotating Lever Connection (front section) (lower)
232593	13723	Stitch Rotating Lever Connection (front section) (upper)
232808	13723	Stitch Rotating Lever Connection (rear section) (lower)
232592	13723	Stitch Rotating Lever Connection (rear section) (upper)
58F	13723	Stitch Rotating Lever Connection Hinge Screw (4)
172D	13723	Stitch Rotating Lever Connection Screw (lower)
190D	13718	Stitch Rotating Lever Connection Screw (upper)
39504	13723	Stitch Rotating Lever Connection Screw Washer (lower)
7071	13718	Stitch Rotating Lever Connection Screw Washer (upper)
232764	—	Stitch Rotating Lever Connection (lower) complete, Nos. 232807, 232808, two each 172D and 39504
232594	—	Stitch Rotating Lever Connection (upper) complete, Nos. 232592, 232593, 232786, two each 190D and 7071
232595	13722	Stitch Rotating Lever Rock Shaft
232596	13722	" " Sector (lower)
232597	13722	" " " " Bracket

No.	Plate	Name
690D	13723	Stitch Rotating Sector (lower) Bracket Screw
226163	13720	Stitch Rotating Sector (lower) Bracket Screw Washer
232861	13928	Stitch Rotating Sector (lower) Guard
934D	13929	Stitch Rotating Sector (lower) Guard Screw (2)
201363c	13723	Stitch Rotating Sector (lower) Hinge Screw
232598	13722	Stitch Rotating Sector (upper)
232599	13724	" " " " Bracket
201395D	13723	Stitch Rotating Sector (upper) Bracket Screw (2)
232849	---	Stitch Rotating Sector (upper) and Gear Guard with two 448c ..
232862	13928	Stitch Rotating Sector (upper) and Gear Guard Cover
1443D	13929	Stitch Rotating Sector (upper) and Gear Guard Cover Screw (2)
448c	13703	Stitch Rotating Sector (upper) and Gear Guard Set Screw ...
232258	13723	Stop Button
232259	13723	" " Pin
232260	13724	" Lever with 200352c
255503	13928	" Bracket with 357c
200004E	13723	" " " Screw
232765	13724	" " Extension Lever
52c	13723	" " " " Hinge Screw
232766	13723	Stop Lever Extension Lever Spring
201467c	13725	" " " " Stop Screw
1517E	13725	Stop Lever Extension Lever Stop Screw Nut
232263	13725	Stop Lever Friction Pad (rawhide)
200110D	13703	" " " " Screw (2)
232264	13725	" " Interlocking Slide
201084c	13725	" " " " Adjust- ing Screw
201628E	13725	Stop Lever Interlocking Slide Ad- justing Screw Nut
1178D	13718	Stop Lever Interlocking Slide Screw
232265	13725	Stop Lever Interlocking Slide Screw Washer
250416	13929	Stop Lever Interlocking Slide Spring

No.	Plate	Name
232261	13734	Stop Lever Lock
200061D	13701	" " " Screw (2)
40025	13703	" " Position Pin
200352c	13725	" " Set Screw
232267	13725	" " Shaft
232268	13725	" " Spring
201110D	13725	" " " Screw
232601	13725	Thread Clamping Blade
232602	13725	" Cutting Blade
232767	13719	" " " Connecting Rod
201476c	13725	" " " " " Ball Screw
232768	13725	Thread Cutting Blade Connecting Rod Collar (back) with 237E ...
2273	13707	Thread Cutting Blade Connecting Rod Collar (back) Pin
237E	13706	Thread Cutting Blade Connecting Rod Collar (back) Set Screw ..
232769	13725	Thread Cutting Blade Connecting Rod Collar (front) with 201288D
201288D	13714	Thread Cutting Blade Connecting Rod Collar (front) Set Screw ..
232770	13726	Thread Cutting Blade Connecting Rod Guide
232606	13725	Thread Cutting Blade Connecting Rod Guide Bracket with 237E ..
232343	13717	Thread Cutting Blade Connecting Rod Guide Bracket Pin
237E	13706	Thread Cutting Blade Connecting Rod Guide Bracket Set Screw..
137D	13719	Thread Cutting Blade Connecting Rod Guide Screw
232771	13719	Thread Cutting Blade Connecting Rod Latch
35D	13714	Thread Cutting Blade Connecting Rod Latch Hinge Screw
232772	13719	Thread Cutting Blade Connecting Rod Latch Spring
23606	13726	Thread Cutting Blade Connecting Rod Spring
232810	13726	Thread Cutting Blade Connecting Rod Washer (rawhide)
232773	13734	Thread Cutting Blade Opening Arm (adjustable)
172D	13723	Thread Cutting Blade Opening Arm Adjusting Screw
228026	13706	Thread Cutting Blade Opening Arm Adjusting Screw Washer
232774	13709	Thread Cutting Blade Opening Cam with 448c

No.	Plate	Name
40025	13703	Thread Cutting Blade Opening Cam Pin
448c	13703	Thread Cutting Blade Opening Cam Set Screw
232775	13709	Thread Cutting Blade Opening Lever with 200019E
200019E	13726	Thread Cutting Blade Opening Lever Clamping Screw
232777	13719	Thread Cutting Blade Opening Lever Cushion (rawhide)
232778	13719	Thread Cutting Blade Opening Lever Cushion Bracket
193D	13701	Thread Cutting Blade Opening Lever Cushion Bracket Attaching Screw
967D	13719	Thread Cutting Blade Opening Lever Cushion Bracket Screw
208D	13716	Thread Cutting Blade Opening Lever Cushion Screw (2)
200606F	13737	Thread Cutting Blade Opening Lever Position Screw
232780	13726	Thread Cutting Blade Opening Lever Sleeve
232779	13726	Thread Cutting Blade Opening Lever Spring
232781	13737	Thread Cutting Blade Opening Stud
232782	13737	“ “ “ “
		Collar with 462c
2269	13737	Thread Cutting Blade Opening Stud Collar Pin
462c	13929	Thread Cutting Blade Opening Stud Collar Set Screw
232783	13737	Thread Cutting Blade Opening Stud Latch with 209F
2269	13737	Thread Cutting Blade Opening Stud Latch Pin
209F	13726	Thread Cutting Blade Opening Stud Latch Set Screw
232784	13737	Thread Cutting Blade Opening Stud Latch Shaft
232785	13737	Thread Cutting Blade Opening Stud Latch Spring
201160D	13714	Thread Cutting Blade Opening Stud Latch Spring Screw Eye
201477C	13737	Thread Cutting Blade Opening Stud Screw Bushing
40053	13737	Thread Cutting Blade Opening Stud Spring
232786	13726	Thread Cutting Blade Opening Stud Trip Block

No.	Plate	Name
232787	13737	Thread Cutting Blade Opening Stud Trip Lever with 209F
2269	13737	Thread Cutting Blade Opening Stud Trip Lever Pin
209F	13726	Thread Cutting Blade Opening Stud Trip Lever Set Screw
232788	13737	Thread Cutting Blade Opening Stud Trip Plunger
1449H	13726	Thread Cutting Blade Opening Stud Trip Plunger Guide Screw
232789	13737	Thread Cutting Blade Opening Stud Trip Plunger Spring
219F	13706	Thread Cutting Blade Screw
232614	13726	“ “ “ Shaft
232615	13737	“ “ “ “ Crank with 906E
232344	13726	Thread Cutting Blade Shaft Crank Position Pin
906E	13716	Thread Cutting Blade Shaft Crank Set Screw
232790	13724	Thread Cutting Blade Tripping (adjustable) Connection
191D	13726	Thread Cutting Blade Tripping (adjustable) Connection Adjusting Screw
39504	13723	Thread Cutting Blade Tripping (adjustable) Connection Adjusting Screw Washer
766D	13726	Thread Cutting Blade Tripping (adjustable) Connection Hinge Screw
232616	13734	Thread Cutting Blade Tripping Lever
232791	13724	Thread Cutting Blade Tripping Lever Adjustable Section
172F	13723	Thread Cutting Blade Tripping Lever Adjustable Section Screw
39541	13720	Thread Cutting Blade Tripping Lever Adjustable Section Screw Washer
788D	13720	Thread Cutting Blade Tripping Lever Hinge Screw
232631	13737	Throat Plate
232632	13726	“ “ Holder with 201365c and 201368E
201365c	13726	Throat Plate Holder Adjusting Screw
201368E	13726	Throat Plate Holder Adjusting Screw Clamp Screw

No.	Plate	Name
201386c	13726	Throat Plate Holder Hinge Screw
191D	13726	" " " Lock Adjusting Screw
232811	13726	Throat Plate Holder Lock Section (front)
232812	13726	Throat Plate Holder Lock Section (rear)
232633	—	Throat Plate Holder Lock complete, Nos. 191D, 232811 and 232812 ..
200097c	13726	Throat Plate Holder Lock Screw..
201486c	13726	" " " Position Screw
201674H	13726	" " " " " "
		Nut
10107	13929	Throat Plate Holder Position Screw Spring
232634	13726	Throat Plate Holder Stop Stud ..
232635	13724	" " Locking Ring
200574E	13721	" " " " " Screw (3)
50168E	13727	Throat Plate Screw
226163	13720	" " " Washer
232636	13727	" " Tipping Point
190D	13718	" " " " " Screw
7071	13718	" " " " " "
		Washer
232637	13737	Under Needle Carrier
232638	13727	" " " Bracket
193E	13701	" " " " " Screw (2)
350067E	13929	Under Needle Carrier Cap Screw
232850	—	" " " " " "
		Washer
232639	13727	Under Needle Carrier Connecting Link with four 220b
201379c	13727	Under Needle Carrier Connecting Link Ball Screw (2)
220D	13727	Under Needle Carrier Connecting Link Screw
232640	13727	Under Needle Clamping Plate with 232310
232310	13714	Under Needle Clamping Plate Po- sition Pin
201487H	13727	Under Needle Clamping Plate Screw
232829	13727	Under Needle Stop Plate
232711	13727	" " Thread Bushing
232646	13727	" " " Controller Plate
232648	13727	" " " Guide
228F	13727	" " " " " Screw (2)

No.	Plate	Name
232863	13929	Under Needle Thread Guide Wire
229D	13929	" " " " " " Screw
232516	13740	Under Needle Thread Leader (brass)
232517	18727	Under Needle Thread Leader Bracket (2)
190D	13718	Under Needle Thread Leader Bracket Screw (4)
991c	13727	Under Needle Thread Nipper Ad- justing Screw
1550J	13727	Under Needle Thread Nipper Ad- justing Screw Nut
232649	13727	Under Needle Thread Nipper Block 402D 13727 " " " " " " Screw (2)
232650	13727	Under Needle Thread Nipper Lever 35c 13714 " " " " " " Hinge Screw
201354E	13727	Under Needle Thread Nipper Screw Stud
194c	13727	Under Needle Thread Nipper Screw Stud Guide Screw
201657c	13727	Under Needle Thread Nipper Screw Stud Nut (thread nipping)
232651	13727	Under Needle Thread Nipper Screw Stud Spring
232652	13727	Under Needle Thread Pull-off
217F	13703	" " " " " Screw
232653	13724	" " " Tension Brack- et
691F	13735	Under Needle Thread Tension Bracket Screw (2)
2102	13727	Under Needle Thread Tension Disc (2)
1560c	13727	Under Needle Thread Tension Reg- ulating Thumb Nut
201361c	13727	Under Needle Thread Tension Screw Stud
232515	13727	Under Needle Thread Tension Spring
232270	13728	Under Needle and Cord Clamping Spring (long)
232271	13737	Under Needle and Cord Clamping Spring (short)
200186B	13728	Under Thread and Cord Clamping Spring Screw
232272	13728	Under Thread and Cord Cutter
200186B	13728	" " " " " " Screw

No.	Plate	Name
232654	13728	Upper Needle Thread Guide
1159F	13728	" " " " Set Screw
232792	13724	Upper Needle Thread Leader
1664E	13728	" " " " Nut ..
232655	13728	" " " " Pull-off
232656	13728	" " " " Guide Bracket with 196c
40045	13728	Upper Needle Thread Pull-off Guide Bracket Washer (rawhide)
232657	13733	Upper Needle Thread Pull-off Lever (front section)
232658	13733	Upper Needle Thread Pull-off Lever (rear section)
190D	13718	Upper Needle Thread Pull-off Lever Adjusting Screw
7071	13718	Upper Needle Thread Pull-off Lever Adjusting Screw Washer
201364c	13728	Upper Needle Thread Pull-off Lever Driving Screw Stud
201466E	13728	Upper Needle Thread Pull-off Lever Hinge Screw
232659	13728	Upper Needle Thread Pull-off Lever Spring
200294H	13728	Upper Needle Thread Pull-off Lever Spring Stop Screw
201372c	13728	Upper Needle Thread Pull-off Screw Bushing
196c	13720	Upper Needle Thread Pull-off Set Screw
232660	13728	Upper Needle Thread Take-up with two 457c
232244	13701	Upper Needle Thread Take-up Position Pin
457c	13703	Upper Needle Thread Take-up Set Screw
232661	13728	Upper Needle Thread Take-up Thread Guide
232662	13723	Upper Needle Thread Take-up Thread Guide Bracket with 735c and 1159F
232794	13729	Upper Needle Thread Take-up Thread Guide Bracket Plate ...
233D	13728	Upper Needle Thread Take-up Thread Guide Bracket Plate Screw
160D	13728	Upper Needle Thread Take-up Thread Guide Bracket Screw (3)

No.	Plate	Name
232663	----	Upper Needle Thread Take-up Thread Guide Bracket complete, Nos. 232654, 232661, 232662, 232664 to 232666, 232794 and six 233D ..
232664	13729	Upper Needle Thread Take-up Thread Guide Hinge Pin
735c	13735	Upper Needle Thread Take-up Thread Guide Hinge Pin Set Screw
232665	13729	Upper Needle Thread Take-up Thread Guide Spring Latch
233D	13728	Upper Needle Thread Take-up Thread Guide Spring Latch Screw
232666	13729	Upper Needle Thread Take-up Thread Stripper
233D	13728	Upper Needle Thread Take-up Thread Stripper Screw
232667	13733	Upper Needle Thread Tension Bracket
232343	13717	Upper Needle Thread Tension Bracket Position Pin
160D	13728	Upper Needle Thread Tension Bracket Screw
32012	13729	Upper Needle Thread Tension Disc (2)
1560c	13727	Upper Needle Thread Tension Regulating Thumb Nut
232668	13733	Upper Needle Thread Tension Releaser Arm
32D	13729	Upper Needle Thread Tension Releaser Arm Hinge Screw
1620E	13729	Upper Needle Thread Tension Releaser Arm Hinge Screw Nut ..
232795	13729	Upper Needle Thread Tension Releaser Cam with 209F
232721	13929	Upper Needle Thread Tension Releaser Cam Pin
209F	13726	Upper Needle Thread Tension Releaser Cam Set Screw
232796	13733	Upper Needle Thread Tension Releaser Connection (lower section)
232797	13733	Upper Needle Thread Tension Releaser Connection (upper section)
940F	13729	Upper Needle Thread Tension Releaser Connection Hinge Screw
203D	13717	Upper Needle Thread Tension Releaser Connection Screw (2) ..

No.	Plate	Name
7071	13718	Upper Needle Thread Tension Re- leaser Connection Screw Washer (2)
232434	13729	Upper Needle Thread Tension Re- leaser Connection Spring
201160E	13714	Upper Needle Thread Tension Re- leaser Connection Spring Screw Eye (2)
32572	13729	Upper Needle Thread Tension Re- leasing Disc
39635	13729	Upper Needle Thread Tension Re- leasing Pin
1388c	13729	Upper Needle Thread Tension Screw Stud
13710	13729	Upper Needle Thread Tension Spring
232799	13729	Upper Needle Thread Tension Thread Guide
250536 255577	13736	Vertical Shaft with two each 204648 and 250589
232495	13702	Vertical Shaft Bevel Gear (lower) with two 453E
232719	13703	Vertical Shaft Bevel Gear (lower) Position Pin
453E	13701	Vertical Shaft Bevel Gear (lower) Set Screw
232673	13733	Vertical Shaft Bevel Gear (upper) with two 448E
40025	13703	Vertical Shaft Bevel Gear (upper) Position Pin
448E	13703	Vertical Shaft Bevel Gear (upper) Set Screw
232713	13729	Vertical Shaft Bushing (lower) ...
1149c	13729	" " " " Set Screw
232710	13730	Vertical Shaft Bushing (upper) ...
575c	13730	" " " " Set Screw
232436	13739	Work Clamp Arm (left)
232437	13739	" " " (right)
232293	13730	" " " Adjusting Wedge (2)
232294	13730	Work Clamp Arm Bracket (left) ..
232295	13730	" " " (right) ..
200092D	13730	" " " Screw (4)
232334	13730	" " " Cam (right) with 735c

No.	Plate	Name
232343	13717	Work Clamp Arm Cam Position Pin
735c	13735	" " " " Set Screw ..
232674	13730	" " " " Shaft (left) ..
232317	13730	" " " " " (right) ..
232675	13731	" " " Hinge Block (left) with 200389E
232297	13731	Work Clamp Arm Hinge Block (right) with 200389E
232343	13717	Work Clamp Arm Hinge Block Position Pin (2)
200389E	13731	Work Clamp Arm Hinge Block Set Screw
232676	13731	Work Clamp Arm Hinge Pin (left)
232677	13731	" " " " (right)
200051F	13731	" " " Screw (2)
226163	13720	" " " Washer (2)
232299	13731	" " " Spring (2)
200139E	13731	" " " Screw (2)
232843	---	" " Base (left), for $\frac{1}{2}$ in. buttonhole
232301	13736	Work Clamp Base (left), for $\frac{3}{8}$ in. buttonhole
		Note. No. 232301 is furnished with this machine unless another Work Clamp Base (left) is specified on order.
232845	---	Work Clamp Base (left), for $\frac{5}{8}$ in. buttonhole
232844	---	Work Clamp Base (right), for $\frac{1}{2}$ in. buttonhole
232302	13736	Work Clamp Base (right), for $\frac{3}{8}$ in. buttonhole
		Note. No. 232302 is furnished with this machine unless another Work Clamp Base (right) is specified on order.
232846	---	Work Clamp Base (right), for $\frac{5}{8}$ in. buttonhole
232303	13731	Work Clamp Base Gib (2)
232348	13735	" " " " Position Pin (2)
200096D	13731	Work Clamp Base Gib Screw (2)
232800	13731	" " " Lock (left) ...
232802	13731	" " " (right) ...
200319D	13731	" " " " Hinge Screw (2)
232804	13731	Work Clamp Base Lock Plate
792D	13731	" " " " " Screw (3)

No.	Plate	Name
232801	13729	Work Clamp Base Lock Spring (2)
201160E	13714	" " " " " Screw Eye (2)
232680	13729	Work Clamp Base Spring (2)
232681	13729	" " " " " Catch (left)
232682	13729	Work Clamp Base Spring Catch (right)
217D	13703	Work Clamp Base Spring Screw (2)
7071	13718	Work Clamp Base Spring Screw Washer (2)
232309	13729	Work Clamp Base Stop Block (back) (2)
232310	13714	Work Clamp Base Stop Block (back) Position Pin (2)
201148H	13729	Work Clamp Base Stop Block (back) Screw (2)
232805	13732	Work Clamp Base Stop Block (front)
200137D	13732	Work Clamp Base Stop Block (front) Screw
232683	13736	Work Clamp Carrier Base Plate with 232326, 232333 and 232346..
232462	13733	Work Clamp Carrier Base Plate Slide Rod
201643E	13732	Work Clamp Carrier Base Plate Slide Rod Nut
232310	13714	Work Clamp Carrier Base Plate Slide Rod Position Pin
200119D	13718	Work Clamp Carrier Base Plate Slide Rod Set Screw
232283	13734	Work Clamp Carrier Regulator with 201102c and 201868
201124E	13732	Work Clamp Carrier Regulator Ad- justing Screw Stud
201662C	13732	Work Clamp Carrier Regulator Ad- justing Screw Stud Nut
201125C	13732	Work Clamp Carrier Regulator Hinge Screw
201868	13732	Work Clamp Carrier Regulator Rol- ler
201102C	13732	Work Clamp Carrier Regulator Rol- ler Screw Stud
232684	13732	Work Clamp Carrier Regulator Slide Block
232685	13734	Work Clamp Carrier Side Throw Lever with 201097c, 201374E, 201530E and 201937

No.	Plate	Name
201371C	13732	Work Clamp Carrier Side Throw Lever Hinge Screw
201873	13732	Work Clamp Carrier Side Throw Lever Roller
201937	—	Work Clamp Carrier Side Throw Lever Roller 201873 with 201144E and 232686
201144E	13732	Work Clamp Carrier Side Throw Lever Roller Cap Screw
232686	13732	Work Clamp Carrier Side Throw Lever Roller Stud
201374E	13732	Work Clamp Carrier Side Throw Lever Roller Stud Cap Screw ..
232321	13732	Work Clamp Carrier Side Throw Lever Slide Block
232322	13732	Work Clamp Carrier Side Throw Lever Slide Block Guide
201061H	13732	Work Clamp Carrier Side Throw Lever Slide Block Guide Screw (2)
201097C	13732	Work Clamp Carrier Side Throw Lever Slide Block Screw Stud ..
201530E	13732	Work Clamp Carrier Side Throw Lever Slide Block Screw Stud Nut
232284	13740	Work Clamp Carrier Slide (left) with 200119D
232285	13740	Work Clamp Carrier Slide (right) with 200119D
232286	13740	Work Clamp Carrier Slide Stay Plate
232287	13732	Work Clamp Carrier Slide Stay Plate Position Pin (2)
201239E	13732	Work Clamp Carrier Slide Stay Plate Screw (5)
232687	13737	Work Clamp Check (right), for $\frac{1}{8}$ in. buttonhole
Note. No. 232687 is furnished with this machine unless another Work Clamp Check (right) is specified on order.		
232847	—	Work Clamp Check (right), for $\frac{1}{4}$ in. buttonhole
232728	—	Work Clamp Check (right), for $\frac{5}{16}$ in. buttonhole
214523	13732	Work Clamp Check (right) Hinge Pin
232688	13737	Work Clamp Check (thread cut- ting) with 232806, for $\frac{1}{8}$ in. but- tonhole

No.	Plate	Name
232720	—	Work Clamp Check 232688 with 219E, 1348E, 1449H, 201406E, 201489D, 232344, 232601, 232602, 232614, 232615, 232689 to 232691 and 232733
		Note. No. 232720 is furnished with this machine unless another Work Clamp Check is specified on order.
232848	—	Work Clamp Check (thread cutting) with 232806, for $\frac{1}{2}$ in. buttonhole
232851	—	Work Clamp Check (thread cutting) 232848 with 219E, 1348E, 1449H, 201406E, 201489D, 232344, 232601, 232602, 232614, 232615, 232689 to 232691 and 232733
232729	—	Work Clamp Check (thread cutting) with 232806, for $\frac{3}{8}$ in. buttonhole
232852	—	Work Clamp Check (thread cutting) 232729 with 219E, 1348E, 1449H, 201406E, 201489D, 232344, 232601, 232602, 232614, 232615, 232689 to 232691 and 232733
214523	13732	Work Clamp Check (thread cutting) Hinge Pin
1449H	13726	Work Clamp Check (thread cutting) Stop Screw
232689	13737	Work Clamp Check Thread Clamping Section
232806	13732	Work Clamp Check Thread Clamping Section Position Pin
201489D	13732	Work Clamp Check Thread Clamping Section Screw
232690	13732	Work Clamp Check Thread Clamping Section Separator Washer ..
232733	13930	Work Clamp Check Thread Clamping Section Spring
1348E	13732	Work Clamp Check Thread Clamping Section Support Screw Stud ..
232691	13732	Work Clamp Check Thread Cutting Blade
201406E	13732	Work Clamp Check Thread Cutting Blade Screw
232536	13928	Work Clamp Closing Lever with 200E
232537	13930	Work Clamp Closing Lever Hinge Stud

No.	Plate	Name
232318	13732	Work Clamp Closing Lever (hand) with 735E
232343	13717	Work Clamp Closing Lever (hand) Position Pin
735E	13735	Work Clamp Closing Lever (hand) Set Screw
1976	13930	Work Clamp Closing Lever Roller
211E	13930	" " " " " " Cap Screw
7071	13718	Work Clamp Closing Lever Roller Cap Screw Washer
350055c	13925	Work Clamp Closing Lever Roller Screw Stud
201939	—	Work Clamp Closing Lever Roller Screw Stud 350055c with 211E, 1520E, 1976 and 7071
1520E	13930	Work Clamp Closing Lever Roller Screw Stud Nut
200E	13930	Work Clamp Closing Lever Set Screw
232538	13930	Work Clamp Closing Lever Spring
232319	13732	" " Connection Lever (left) with 735E
232315	13735	Work Clamp Connection Lever (right) with 735E
232343	13717	Work Clamp Connection Lever Position Pin (2)
735E	13735	Work Clamp Connection Lever Set Screw
232695	13735	Work Clamp Lock
991c	13727	" " " Adjusting Screw
1550H	13727	" " " " " " Nut
106c	13735	Work Clamp Lock Hinge Screw ..
232696	13735	" " " Spring
232604	13735	" " " " Bracket..
232348	13735	" " " " " " Position Pin
402D	13727	Work Clamp Lock Spring Bracket Screw
227D	13735	Work Clamp Lock Spring Screw
7071	13718	" " " " " " Washer
232697	13735	Work Clamp Locking Crank with 735c
232344	13726	Work Clamp Locking Crank Position Pin
735c	13735	Work Clamp Locking Crank Set Screw

No.	Plate	Name
232698	13735	Work Clamp Opening Spring
232699	13735	" " " Stop (adjustable) (left)
232348	13735	Work Clamp Opening Stop (adjustable) (left) Position Pin
190D	13718	Work Clamp Opening Stop (adjustable) (left) Screw
7071	13718	Work Clamp Opening Stop (adjustable) (left) Screw Washer
232075	13735	Work Clamp Opening Stop (adjustable) (right)
200110D	13703	Work Clamp Opening Stop (adjustable) (right) Screw
225604	13735	Work Clamp Opening Stop (adjustable) (right) Screw Washer ...
232438	13736	Work Clamp Spreader
201373D	13735	" " " Adjusting Screw (2)
232828	13737	Work Clamp Spreader Adjusting Screw Bracket (2)
960D	13737	Work Clamp Spreader Adjusting Screw Bracket Screw (2)
232323	13737	Work Clamp Spreader Crank
232324	13728	" " " " Lock
232343	13717	" " " " " Position Pin
232083	13737	Work Clamp Spreader Crank Lock Spring
232326	13738	Work Clamp Spreader Crank Lock Spring Stud (large)
232346	13738	Work Clamp Spreader Crank Lock Stop Pin
232327	13738	Work Clamp Spreader Gear
200679C	13738	" " " " Screw Stud
232439	13738	Work Clamp Spreader Link
232312	13738	" " " Plate (2)
201121D	13738	" " " " Screw (4)
232328	13738	" " " Rack
232700	13738	" " " " Latch (adjustable section)
207F	13718	Work Clamp Spreader Rack Latch (adjustable section) Screw
232457	13738	Work Clamp Spreader Rack Latch (adjustable section) Screw Washer
201285H	13738	Work Clamp Spreader Rack Latch Hinge Screw
232701	13738	Work Clamp Spreader Rack Latch Shank

No.	Plate	Name
232702	13738	Work Clamp Spreader Rack Latch Spring
219F	13706	Work Clamp Spreader Rack Latch Spring Screw
232703	13739	Work Clamp Spreader Releasing Lever
201469E	13738	Work Clamp Spreader Releasing Lever Hinge Screw
232044	13706	Work Clamp Spreader Releasing Lever Spring
200100D	13701	Work Clamp Spreader Releasing Lever Spring Screw
228026	13706	Work Clamp Spreader Releasing Lever Spring Screw Washer ...
232022	13738	Work Clamp Spreader Releasing Lever Tripping Point
200581H	13738	Work Clamp Spreader Releasing Lever Tripping Point Screw ...
232331	13738	Work Clamp Spreader Retaining Latch
201163H	13738	Work Clamp Spreader Retaining Latch Hinge Screw
232332	13738	Work Clamp Spreader Retaining Latch Spring
232333	13738	Work Clamp Spreader Retaining Latch Spring Stud
201883	13738	Work Clamp Spreader Roller
232705	13738	" " " " Bracket with 201235c and 201883 (2) ...
201235c	13738	Work Clamp Spreader Roller Screw Stud
232706	13735	Work Clamp Unlocking Lever
41c	13735	" " " " Hinge Screw
232708	13735	Work Clamp Unlocking Lever Spring
232099	13930	Work Clamp Unlocking Lever Spring Position Pin (for bed)..
217E	13703	Work Clamp Unlocking Lever Spring Screw

ACCESSORIES

No.	Plate	Name
232865	13927	Buttonhole Cutting Block (steel) (3)
232444	----	Buttonhole Cutting Knife ($\frac{3}{8}$ in.)
232869	13928	Chip Removing Wire
232585	----	Stitch Regulating Gear, for 40 stitches
232601	----	Thread Clamping Blade
232602	----	" Cutting Blade
232486	13747	Threader Wire (large)
250412	13747	" " (small)
120341	13741	Tweezers
142 x 4	----	Curved Under Needle, six, size 17
142 x 2	----	Upper Needle, six, size 15
232953	13747	Buttonhole Cutting Chip Box with 232929, two each 200579E and wood screws 1 $\frac{1}{4}$ in., No. 10 R.H.B.
232929	13747	Buttonhole Cutting Chip Box Bottom Plate
200579E	13701	Buttonhole Cutting Chip Box Bottom Plate Screw
120346	13747	Oiler (copper plated) with 120347
120347	13747	" Spout, 9 in. long
232981	13746	Machine Rest with 232982 and two wood screws 1 in., No. 13
232982	----	Machine Rest Cushion (leather)
11831	13741	Screw Driver, 5 in. blade (machine, large)
*225484	----	Screw Driver Blade
*250521	----	" " "
*225485	----	" " Handle
*225483	----	" " "
225498	13741	Screw Driver complete (7 $\frac{1}{2}$ in. long), Nos. 225484 and 225485
250522	13741	Screw Driver complete (for needle set screw), Nos. 225483 and 250521
232935	13741	Wrench, for 201658 and 201659 (2)
232932	13741	" " 201660
8909	13741	" " 201628
10875	13741	" " 201524
23535	13741	" " 201662
25200	13741	" " 201643
42850	13741	" " 1550
232900	13741	" " 201362
232819	13741	" " 201487
		Wood Screws 1 $\frac{1}{4}$ in., No. 12 (3)

THREAD UNWINDER

No.	Plate	Name
232417	13746	Spool Pin
232983	13746	" "
202486	13746	" "
232363	13746	" " (wood)
232895	13746	" " Arm with 759E
232896	13746	" " " Bracket with two 448c
	448c	13703 Spool Pin Arm Bracket Set Screw
	448c	13703 " " " Set Screw
232418	13746	" " Cap
200578D	13925	" " " Screw
	155c	13925 " " Set Screw
	759E	13925 " " Thumb Set Screw
	41530	13867 " Rest
	60455	---- " " 41530 with 1149c and two 155c
227498	----	Spool Rest
227499	13867	" " 227498 with 200363c and 202486
232987	13867	Spool Rest Cushion (felt)
	1149c	13729 " " Set Screw
200363c	13871	" " " "
202490	13867	" Stand with 200383c
225390	13925	Thread Cone Holder
232927	13925	" " Ring
232899	13746	" " Support
	1498c	13925 " " " Set Screw
250472	13867	" Cop Holder
232990	13867	" Guard
232991	13746	" " Bracket with two 448c
	448c	13703 " " " Set Screw
250453	13867	" " Rod (lower)
232992	13867	" " " (upper) with 1498c
250454	13746	" " " Coupling with two 456c
	456c	13929 Thread Guard Rod Coupling Set Screw
200383c	13871	Thread Guard Rod Set Screw
	448c	13703 " " Set Screw
232993	----	Thread Unwinder complete, Nos. 60455, 202490, 227499, 232899, 232927, 232990 to 232992, 250453, 250454, 250472, two 232983, three each 200578D, 225390, 232363, 232417, 232418, 232895, 232896 and 232987

DRIVING EQUIPMENT

No.	Plate	Name
228628	—	Belt (gilt edge), size $\frac{5}{8}$ in. diam., length 83 in., with two 25029 ..
228629	—	Belt (gilt edge), size $\frac{3}{4}$ in. diam., length 57 in., with 25030 ..
228630	—	Belt (gilt edge), size $\frac{3}{4}$ in. diam., length 120 in., with two 25030 ..
228631	—	Belt (gilt edge), size $\frac{3}{4}$ in. diam., length 133 in., with two 25030 ..
228608	—	Belt Guard, for Bridgeport Old Style Power Table (trough) with two wood screws $\frac{3}{4}$ in. No. 10 ..
228610	—	Belt Guard, for E'port Old Style Power Table (trough) with two wood screws $\frac{3}{4}$ in., No. 10 ..
25029	13881	Belt Hook
25030	13925	" "
228565	13870	" Shifter
228566	13870	" " Lever with 200526c ..
228567	13871	" " Hinge Stud
200335c	13871	" " " " " Set Screw
200526c	13871	Belt Shifter Set Screw
228618	13926	Buttonhole Cutter Driving Pulley, $4\frac{1}{2}$ in. diam., with 200342c and 200347c
228619	13926	Buttonhole Cutter Driving Pulley Driving Pinion, 16 teeth, with 454c
2117	13718	Buttonhole Cutter Driving Pulley Driving Pinion Pin
454c	13925	Buttonhole Cutter Driving Pulley Driving Pinion Set Screw
200342c	13871	Buttonhole Cutter Driving Pulley Position Screw
200347c	13871	Buttonhole Cutter Driving Pulley Set Screw
228579	13869	Buttonhole Cutter Driving Pulley Shaft
228580	13869	Buttonhole Cutter Driving Pulley Shaft Bushing with 202260
202260	—	Buttonhole Cutter Driving Pulley Shaft Bushing Oil Packing (wick)
350028c	13871	Buttonhole Cutter Driving Pulley Shaft Bushing Set Screw
228620	13926	Buttonhole Cutter Driving Pulley Shaft Gear, 48 teeth, with 448c

No.	Plate	Name
2117	13718	Buttonhole Cutter Driving Pulley Shaft Gear Pin
448c	13703	Buttonhole Cutter Driving Pulley Shaft Gear Set Screw
228593	13869	Counter Shaft (hollow) with 200370c and 228595
210833	13871	Counter Shaft Collar with two 200383c
200383c	13871	Counter Shaft Collar Set Screw ..
228590	13870	" " Driving Pulley (loose), 5 in. diameter
228591	13870	Counter Shaft Driving Pulley (tight), 5 in. diam., with 200352c and 200363c
200352c	13725	Counter Shaft Driving Pulley Position Screw
200363c	13871	Counter Shaft Driving Pulley Set Screw
228601	13870	Counter Shaft Hanger with 200335c and 202260
228588	13870	Counter Shaft Hanger Belt Guard (double)
228597	13870	Counter Shaft Hanger Belt Guard (single)
200002E	13871	Counter Shaft Hanger Belt Guard Screw
202260	—	Counter Shaft Hanger Oil Packing (wick)
50294E	13871	Counter Shaft Hanger Screw
41125	13871	" " " " Washer
228602	13871	" " Oil Cup
228594	—	" " " Packing Wick ..
228595	13869	" " " " " Wire with 228594
200370c	13871	Counter Shaft Oil Stop Screw ...
228592	13870	" " Pulley, $5\frac{1}{2}$ in. diam., with 200352c and 200363c
200352c	13725	Counter Shaft Pulley Position Screw
200363c	13871	Counter Shaft Pulley Set Screw..
228596	—	Counter Shaft Hanger complete, for Old Style Power Table. Nos. 200002E, 210833, 228565 to 228567, 228588, 228590 to 228593, 228601, 228602, three each 41125 and 50294E

No.	Plate	Name
228598	—	Counter Shaft Hanger complete, for Singer Safety Power Table, Nos. 20002E, 210833, 228565 to 228567, 228590 to 228593, 228597, 228601, 228602, three each 41125 and 50294E
228573	13870	Driving Attachment Belt Guard with 228607
228607	13926	Driving Attachment Belt Guard Drain Valve
50075J	13871	Driving Attachment Belt Guard Thumb Screw
228574	13870	Driving Attachment Bracket with 11119, 228575 and four 350028c ..
228575	13871	Driving Attachment Bracket Oil Cup
11119	13871	Driving Attachment Bracket Oil Tube with 29599
29599	—	Driving Attachment Bracket Oil Tube Packing (felt)
50294E	13871	Driving Attachment Bracket Screw
41125	13871	" " " " Washer
228624	13926	Driving Pulley, 6 in. diam., with 200374c and 200396c
200396c	13925	Driving Pulley Position Screw ...
200374c	13707	" " Set Screw
228625	13926	" " Shaft
228571	13869	" " " Bushing with 202260
202260	—	Driving Pulley Shaft Bushing Oil Packing (wick)
350028c	13871	Driving Pulley Shaft Bushing Set Screw
228626	13926	Driving Pulley Shaft Collar with two 200378c
200378c	13881	Driving Pulley Shaft Collar Set Screw
228621	13926	Machine Driving Pulley (loose), 3½ in. diameter
228622	13926	Machine Driving Pulley Clutch ...
214179	13925	" " " " Roller
214181	13925	" " " " " Spring
214180	13925	Machine Driving Pulley Clutch Roller Spring Plunger
200050c	13925	Machine Driving Pulley Clutch Screw
228623	13926	Machine Driving Pulley Collar with two 200364c

No.	Plate	Name
200364c	13703	Machine Driving Pulley Collar Set Screw
228627	—	Driving Attachment complete, Nos. 50075J, 228573, 228574, 228579, 228580, 228618 to 228626, two each 2117, 228571, three each 41125, 50294E, 200050c and 214179 to 214181
228578	—	Driving Attachment and Idler complete, Nos. 228587 and 228627 ..
234342	—	Front Plank Extension (back) with two wood screws 1½ in., No. 10 (for flat table)
234343	—	Front Plank Extension (back) with three wood screws 1½ in., No. 10 and six 1½ in. wire nails, for Singer Safety Power Table (trough)
234344	—	Front Plank Extension (front) with two wood screws 2½ in., No. 12 and three wood screws 1½ in., No. 12
228581	13870	Idler Pulley
228582	13870	" " Belt Guard with 200526c
200526c	13871	" " " " Set Screw ..
228583	13870	" " Bracket with 200526c ..
200019c	13726	" " " Screw
228584	13869	" " Shaft with 228586
204246	13871	" " " Collar with two 200383c
200383c	13871	Idler Pulley Shaft Collar Set Screw
228602	13871	" " " Oil Cup
228585	—	" " " " Wick
228586	13869	" " " " " Wire with 228585
200526c	13871	Idler Pulley Shaft Set Screw
228587	—	Idler complete, Nos. 204246, 228582 to 228584, 228602, two 228581 and three 200019E
228604	—	Motor Base with four each 41125 and 50294E
50294E	13871	Motor Base Screw
41125	13871	" " " Washer
228599	—	Driving Equipment complete, for Old Style Power Table (flat), Nos. 228578, 228596, 228628, 228631, 232880, 234342, 234344 and blue print template

No.	Plate	Name
228600	—	Driving Equipment complete, for Singer Safety Power Table (flat), Nos. 41223, 228578, 228598, 228628, 228630, 234342, 234344 and blue print template
228605	—	Driving Equipment complete, for Individual Motor Table, Nos. 228627 to 228629
228606	—	Driving Equipment complete, for Singer Safety Power Table (trough), Nos. 41223, 228578, 228598, 228628, 228630, 234343, 234344 and blue print template..
228609	—	Driving Equipment complete, for Bridgeport Old Style Power Table (trough), Nos. 228578, 228596, 228608, 228628, 228631, 232880, 234344 and blue print template..
228611	—	Driving Equipment complete, for E'port Old Style Power Table (trough), Nos. 228578, 228596, 228610, 228628, 228631, 232880, 234344 and blue print template..
228612	—	Driving Equipment complete, for use in connection with Electric Transmitter Motor on Power Table (flat), Nos. 228627 to 228629, 234342, 234344 and blue print template
228613	—	Driving Equipment complete, for use in connection with Electric Transmitter Motor on Power Table (E'port trough), Nos. 228610, 228627 to 228629, 234344 and blue print template

BUTTONHOLE CUTTING BLOCKS

No.	Plate	Name
232820	13711	Buttonhole Cutting Block (brass)
232865	13927	" " " (steel)

BUTTONHOLE CUTTING KNIVES

232443	13711	Buttonhole Cutting Knife ($\frac{3}{8}$ inch)
232444	—	" " " ($\frac{7}{16}$ inch)
232445	—	" " " ($\frac{1}{2}$ inch)
232446	—	" " " ($\frac{5}{8}$ inch)
		(small eye)
232447	—	Buttonhole Cutting Knife ($\frac{5}{8}$ inch)
232449	—	" " " ($\frac{1}{2}$ inch)

SHAFT PULLEYS

27271	—	Shaft Pulley (sectional, grooved), 4 in. diam., $1\frac{1}{16}$ in. bore, with two 597c
232920	—	Shaft Pulley (sectional, grooved), $4\frac{1}{2}$ in. diam., $1\frac{1}{16}$ in. bore, with two 597c
27065	—	Shaft Pulley (sectional, grooved), 5 in. diam., $1\frac{1}{16}$ in. bore, with two 597c
232879	—	Shaft Pulley (sectional, grooved), $5\frac{1}{2}$ in. diam., $1\frac{1}{16}$ in. bore, with two 597c
27066	13747	Shaft Pulley (sectional, grooved), 6 in. diam., $1\frac{1}{16}$ in. bore, with two 597c

No.	Plate	Name
232880	—	Shaft Pulley (sectional, grooved), 6½ in. diam., 1¼ in. bore, with two 597c
27067	—	Shaft Pulley (sectional, grooved), 7 in. diam., 1¼ in. bore, with two 597c
232881	—	Shaft Pulley (sectional, grooved), 7½ in. diam., 1¼ in. bore, with two 597c
27068	—	Shaft Pulley (sectional, grooved), 8 in. diam., 1¼ in. bore, with two 597c
232882	—	Shaft Pulley (sectional, grooved), 8½ in. diam., 1¼ in. bore, with two 597c
27069	—	Shaft Pulley (sectional, grooved), 9 in. diam., 1¼ in. bore, with two 597c
232883	—	Shaft Pulley (sectional, grooved), 9½ in. diam., 1¼ in. bore, with two 597c
27070	—	Shaft Pulley (sectional, grooved), 10 in. diam., 1¼ in. bore, with two 597c
597c 13881		Shaft Pulley Clamping Screw

COUNTER SHAFT DRIVING PULLEYS

For Singer Safety Power Table

41219	—	Driving Pulley (sectional, grooved), 3 in. diam., ½ in. bore (for Table Shaft), with two 50399E
41220	13804	Driving Pulley (sectional, grooved), 3½ in. diam., ½ in. bore (for Table Shaft), with two 50399E
41221	—	Driving Pulley (sectional, grooved), 3¾ in. diam., ½ in. bore (for Table Shaft), with two 50399E
41222	—	Driving Pulley (sectional, grooved), 3¾ in. diam., ½ in. bore (for Table Shaft), with two 50399E
41223	—	Driving Pulley (sectional, grooved), 4 in. diam., ½ in. bore (for Table Shaft), with two 50399E
41224	—	Driving Pulley (sectional, grooved), 4½ in. diam., ½ in. bore (for Table Shaft), with two 50399E
50399E 13882		Counter Shaft Driving Pulley Set Screw

OBSOLETE PARTS

No.	Plate	Name
228568	13870	Driving Cone Pulley (for driving machine), 4¼ and 6 in. diam., with 200342c and 200347c
200342c	13871	Driving Cone Pulley Position Screw
200347c	13871	" " " Set Screw
228569	13869	" " " Shaft
202625	13871	" " " " Collar with two 200383c
200383c	13871	Driving Cone Pulley Shaft Collar Set Screw
228572	13870	Driving Pulley (for Buttonhole Cut- ter), 4½ in. diam., with 200342c and 200347c
18897	13869	Driving Pulley Driving Pinion with 453c
453c	13701	Driving Pulley Driving Pinion Set Screw
200342c	13871	Driving Pulley Position Screw ...
200347c	13871	" " Set Screw
18898	13869	" " Shaft Gear with 453c
453c	13701	" " " " Set Screw
232815	13714	Intermittent Feed Driving Wheel Driving Stud
232262	13724	Stop Lever Bracket with 357c ...
232266	13725	" " Interlocking Slide Spring
232693	13736	Work Clamp Closing Lever
232694	13732	" " " " Spring
232818	13737	" " Spreader Adjusting Screw Spring

DRIVING EQUIPMENT

232934	—	Belt, size ¾ in. diam., length 17½ ft., with 25029
--------	---	---

BELT SHIFTER

232939	13743	Belt Shifter
232940	13743	" " Base
232941	—	" " " 232940 with 783c, 9281, 232939, 232943, 232946, 232947, 232949 to 232952, two each 32c, 141c, 1528c, 232948 and wood screws 1¼ in., No. 12

No.	Plate	Name
232942	13743	Belt Shifter Bell Crank
58F	13723	" " " " Hinge Screw
232943	13743	" " Bracket with two 362F
362F	13881	" " " Set Screw
232944	13743	" " Hand Rod with 202302
232945	13743	" " " " Bracket with two wood screws 1 in., No. 10 ..
202302	13881	Belt Shifter Hand Rod Cotter Pin
232946	13743	" " Lever (horizontal) with 436c and 795c
436c	13881	Belt Shifter Lever (horizontal) Set Screw
795c	13881	Belt Shifter Lever (horizontal) Set Screw
232947	13743	Belt Shifter Lever (horizontal) Shaft
141c	13881	Belt Shifter Lever (horizontal) Stop Screw
1528c	13881	Belt Shifter Lever (horizontal) Stop Screw Nut
232948	13743	Belt Shifter Lever (vertical) with 436c and 795c
32c	13729	Belt Shifter Lever (vertical) Hinge Screw
436c	13881	Belt Shifter Lever (vertical) Set Screw
795c	13881	Belt Shifter Lever (vertical) Set Screw
232949	13743	Belt Shifter Lever (vertical) Shaft
204698	13743	" " Pitman (lower) with 202302
202302	13881	Belt Shifter Pitman (lower) Cotter Pin
227933	13743	Belt Shifter Pitman (upper)
204126	13881	" " " Clamp with two 200530c
200530c	13881	Belt Shifter Pitman Clamp Set Screw
232952	13743	Belt Shifter Rod (adjustable) ...
232950	13743	" " " Adjusting Bracket with 362F
783E	13881	Belt Shifter Rod Adjusting Bracket Screw
9281	13881	Belt Shifter Rod Adjusting Bracket Screw Washer
232951	13743	Belt Shifter Rod Adjusting Bracket Support
362F	13881	Belt Shifter Rod Set Screw
362F	13881	" " " Set Screw

No.	Plate	Name
232933	---	Belt Shifter complete, Nos. 58F, 204698, 227933, 232941, 232942, 232944, 232945 and two 204126 ..

TABLE BELT GUIDES

23536	13743	Belt Guide with two 168E
168E	13881	" " " Set Screw
14229	13743	Bracket with 448c
23538	13743	Pulley
39708	13743	" Shaft with 858c
858c	13881	" " Oil Hole Plug Screw ..
448c	13703	" " " Set Screw
39716	13743	Table Belt Guide (single, left) com- plete, Nos. 14229, 23536, 23538, 39708 and four wood screws 1½ in., No. 12, R.H.B.
39709	13743	Table Belt Guide (single, right) complete, Nos. 14229, 23536, 23538, 39708 and four wood screws 1½ in., No. 12, R.H.B.

TRANSMITTER

938E	13881	Transmitter Bolt
202622	13881	" " Washer
232994	13744	" Frame with two 202244 ..
232995	13744	" Pulley (large) with two 436c
232996	13744	Transmitter Pulley (small) with two 436c
436c	13881	Transmitter Pulley Set Screw ...
232897	13744	" Shaft
210559	13881	" " Collar with two 200378c
200378c	13881	Transmitter Shaft Collar Set Screw
202244	---	" " Oil Packing (wick)
232898	---	Transmitter, for Buttonhole Cutter, complete, Nos. 210559, 232897, 232994 to 232996, three 938E and six 202622

FOR SINGER SAFETY POWER TABLE

228501	13799	Belt Shifter, for sewing belt
228502	13799	" " " transmitter belt..
232943	13743	" " Bracket with two 362F (2)

No.	Plate	Name
228503	13799	Belt Shifter Bracket Rod
362F	13881	" " " " Set Screw
362F	13881	" " " " Set Screw
228504	13799	Belt Shifter Hand Rod
228505	13799	" " " " Bracket
		with two 362F
362F	13881	Belt Shifter Hand Rod Bracket Set Screw
228506	13799	Belt Shifter Hand Rod Guide Plate
228507	—	Belt Shifter Hand Rod Guide Plate complete, Nos. 201107c, 228506, 228508 and two wood screws 1 in., No. 9
362F	13881	Belt Shifter Hand Rod Set Screw
228508	13882	" " " " Spring ...
201107c	13925	" " " " " Screw
228509	13799	" " Lever with 362F
228510	13799	" " " Connection with 362F
362F	13881	Belt Shifter Lever Connection Set Screw
9D	13703	Belt Shifter Lever Hinge Screw ..
228511	13801	" " Rod
228512	13801	" " " Bracket with two wood screws 1 in., No. 10
362F	13881	Belt Shifter Set Screw
228513	—	Cutting Driving Belt, size $\frac{5}{8}$ in. diam., length 55 $\frac{1}{2}$ in., with 25029
228514	13802	Cutting Driving Belt Guard
228551	13882	" " " " Catch with two wood screws $\frac{3}{4}$ in., No. 6, R.H.B.
25029	13881	Cutting Driving Belt Hook
228515	13801	" " " Idler
228516	13804	" " " " Bracket with 362F and two 446c
228517	—	Cutting Driving Belt Idler Bracket 228516 with 228518, 228520, two each 228515, 228521 and wood screws 1 $\frac{1}{2}$ in. No. 12
228518	13804	Cutting Driving Belt Idler Oil Cup with two 446c
446c	13882	Cutting Driving Belt Idler Oil Cup Set Screw
228519	—	Cutting Driving Belt Idler Oil Wick
228520	13801	" " " " " Wire with 228519
228521	13801	Cutting Driving Belt Idler Shaft ..
446c	13882	" " " " " Set Screw

No.	Plate	Name
228522	13804	Cutting Driving Pulley with 85Sc..
228523	13802	" " " Guard
228524	13801	" " " " Hinge Stud
362F	13881	Cutting Driving Pulley Guard Hinge Stud Set Screw
228553	13882	Cutting Driving Pulley Guard Hook and Eye
200299u	13882	Cutting Driving Pulley Guard Hook Hinge Screw
85Sc	13881	Cutting Driving Pulley Set Screw
228525	13801	" " " Shaft
228526	13801	" " " " Gear with two 85Sc
85Sc	13881	Cutting Driving Pulley Shaft Gear Set Screw
225243	—	Sewing Belt, size $\frac{5}{8}$ in. diam., length 58 $\frac{1}{2}$ in., with 25029
25029	13881	Sewing Belt Hook
23538	13743	" " Idler
228530	13801	" " " Belt Guide with two 1149c
1149c	13729	Sewing Belt Idler Belt Guide Set Screw
228531	13802	Sewing Belt Idler Bracket with two 1149c
228532	—	Sewing Belt Idler Bracket 228531 with 228530, 228533, 228535, 228536, two 23538 and three wood screws 1 $\frac{1}{2}$ in., No. 14
228533	13803	Sewing Belt Idler Oil Cup with 448c
448c	13703	" " " " " Set Screw
228534	—	" " " " Wick
228535	13803	" " " " Wire with 228534
228536	13803	Sewing Belt Idler Shaft
1149c	13729	" " " " Set Screw
228554	13803	" " Retaining Finger
232943	13743	" " " " Bracket with two 362F
362F	13881	Sewing Belt Retaining Finger Bracket Set Screw
362F	13881	Sewing Belt Retaining Finger Set Screw
228538	13804	Sewing Driving Pulley (sectional, grooved), 3 $\frac{1}{2}$ in. diam., $\frac{1}{2}$ in. bore (for Table Shaft), with two 50399E
50399E	13882	Sewing Driving Pulley Screw

No.	Plate	Name
228540	—	Transmitter Belt, size $\frac{5}{8}$ in. diam., length 50 $\frac{1}{2}$ in., with 25029
25029	13881	Transmitter Belt Hook
228541	13804	" Bracket
202244	—	" " Oil Wick
50399E	13882	" " Screw
9281	13881	" " " Washer
50399E	13882	" Driving Pulley Screw
228542	13804	" Pulley (driving) with 228544
228543	13803	" " " Gear
228544	13882	" " " " Stud ..
228545	13804	" " (loose)
228546	13803	" " Oil Cup with 453c..
453c	13701	" " " " Set Screw..
228547	—	" " " Wick
228548	13803	" " " " Wire with 228547
228549	13803	Transmitter Pulley Shaft (hollow)
1504E	13882	" " " Nut
228556	13882	" " " " Wash- er
228550	—	Transmitter complete, Nos. 1504E, 9281, 50399E, 202244, 228522, 228525, 228526, 228541 to 228543, 228545, 228546, 228548, 228549 and 228556

SHAFT PULLEYS

FOR DRIVING MACHINE

For Old Style Power Table

232919	—	Shaft Pulley (sectional, grooved), 4 in. diam., $1\frac{3}{8}$ in. bore, with two 597c
232963	—	Shaft Pulley (sectional, grooved), 4 $\frac{1}{2}$ in. diam., $1\frac{3}{8}$ in. bore, with two each 597c, 232901 and four 232925
232901	—	Shaft Pulley Belt Guard, for 232963
232964	—	" " (sectional, grooved), 5 in. diam., $1\frac{3}{8}$ in. bore, with two each 597c, 232884, four each 232922 and 232926
232884	—	Shaft Pulley Belt Guard, for 232964
232965	—	" " (sectional, grooved), 5 $\frac{1}{2}$ in. diam., $1\frac{3}{8}$ in. bore, with two each 597c, 232885, four each 232922 and 232926

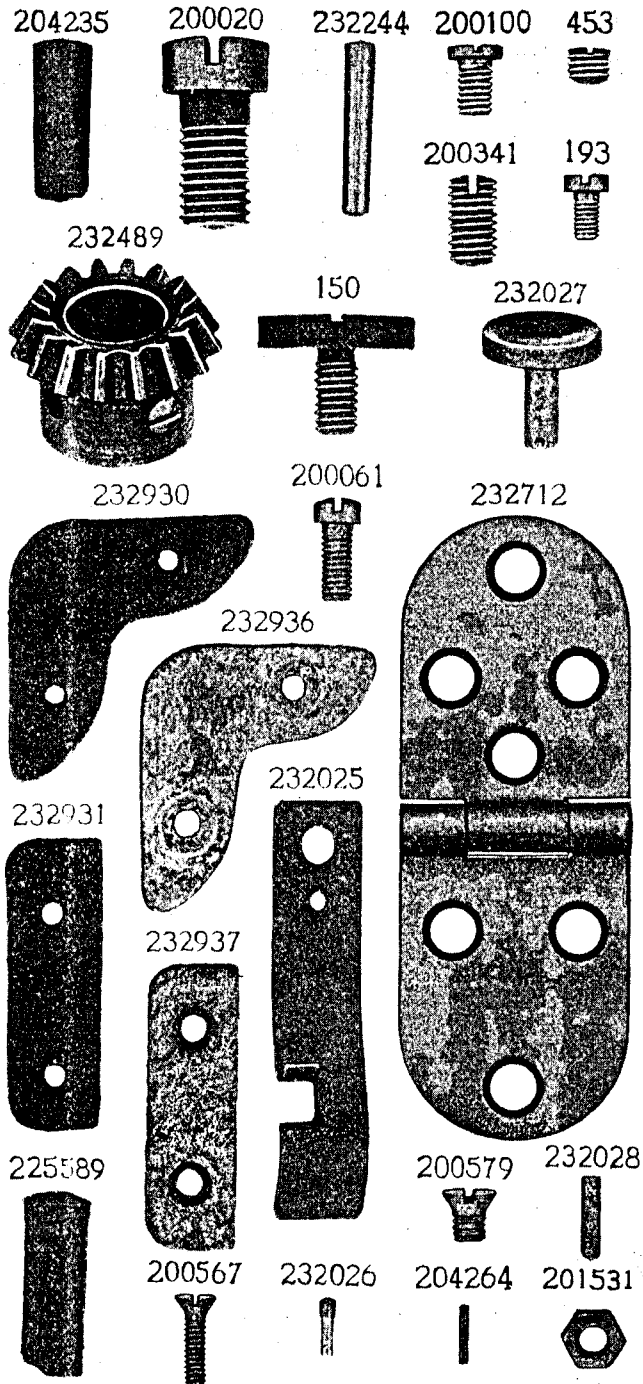
No.	Plate	Name
232885	—	Shaft Pulley Belt Guard, for 232965
232967	13747	" " (sectional, grooved), 6 in. diam., $1\frac{3}{8}$ in. bore, with two each 597c, 232886, four each 232922 and 232926
232886	—	Shaft Pulley Belt Guard, for 232967
232969	—	" " (sectional, grooved), 6 $\frac{1}{2}$ in. diam., $1\frac{3}{8}$ in. bore, with two each 597c, 232887, four each 232922 and 232926
232887	—	Shaft Pulley Belt Guard, for 232969
232971	—	" " (sectional, grooved), 7 in. diam., $1\frac{3}{8}$ in. bore, with two each 597c, 232888, four each 232922 and 232926
232888	—	Shaft Pulley Belt Guard, for 232971
232973	—	" " (sectional, grooved), 7 $\frac{1}{2}$ in. diam., $1\frac{3}{8}$ in. bore, with two each 597c, 232889, four each 232922 and 232926
232889	—	Shaft Pulley Belt Guard, for 232973
232975	—	" " (sectional, grooved), 8 in. diam., $1\frac{3}{8}$ in. bore, with two each 597c, 232890, four each 232922 and 232926
232890	—	Shaft Pulley Belt Guard, for 232975
232976	—	" " (sectional, grooved), 8 $\frac{1}{2}$ in. diam., $1\frac{3}{8}$ in. bore, with two each 597c, 232891, four each 232922 and 232926
232891	—	Shaft Pulley Belt Guard, for 232976
232977	—	" " (sectional, grooved), 9 in. diam., $1\frac{3}{8}$ in. bore, with two each 597c, 232892, four each 232922 and 232926
232892	—	Shaft Pulley Belt Guard, for 232977
232978	—	" " (sectional, grooved), 9 $\frac{1}{2}$ in. diam., $1\frac{3}{8}$ in. bore, with two each 597c, 232893, four each 232922 and 232926
232893	—	Shaft Pulley Belt Guard, for 232978
232979	—	" " (sectional, grooved), 10 in. diam., $1\frac{3}{8}$ in. bore, with two each 597c, 232894, four each 232922 and 232926
232894	—	Shaft Pulley Belt Guard, for 232979
232922	13881	" " " " Stud
232925	—	" " " " "
232926	13881	" " " " " Bushing

SEWING DRIVING PULLEYS

For Singer Safety Power Table

No.	Plate	Name
228537	—	Sewing Driving Pulley (sectional, grooved), 3 in. diam., $\frac{11}{16}$ in. bore (for Table Shaft), with two 50399e
228538	13804	Sewing Driving Pulley (sectional, grooved), 3 $\frac{1}{4}$ in. diam., $\frac{11}{16}$ in. bore (for Table Shaft), with two 50399e
228539	13804	Sewing Driving Pulley (sectional, grooved), 3 $\frac{1}{2}$ in. diam., $\frac{11}{16}$ in. bore (for Table Shaft), with two 50399e
50399e	13882	Sewing Driving Pulley Screw

PLATE 13701—FULL SIZE



From the library of: Diamond Needle Corp

PLATE 13702—ONE-HALF SIZE


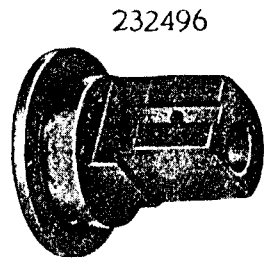
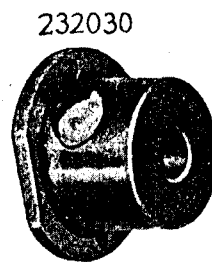



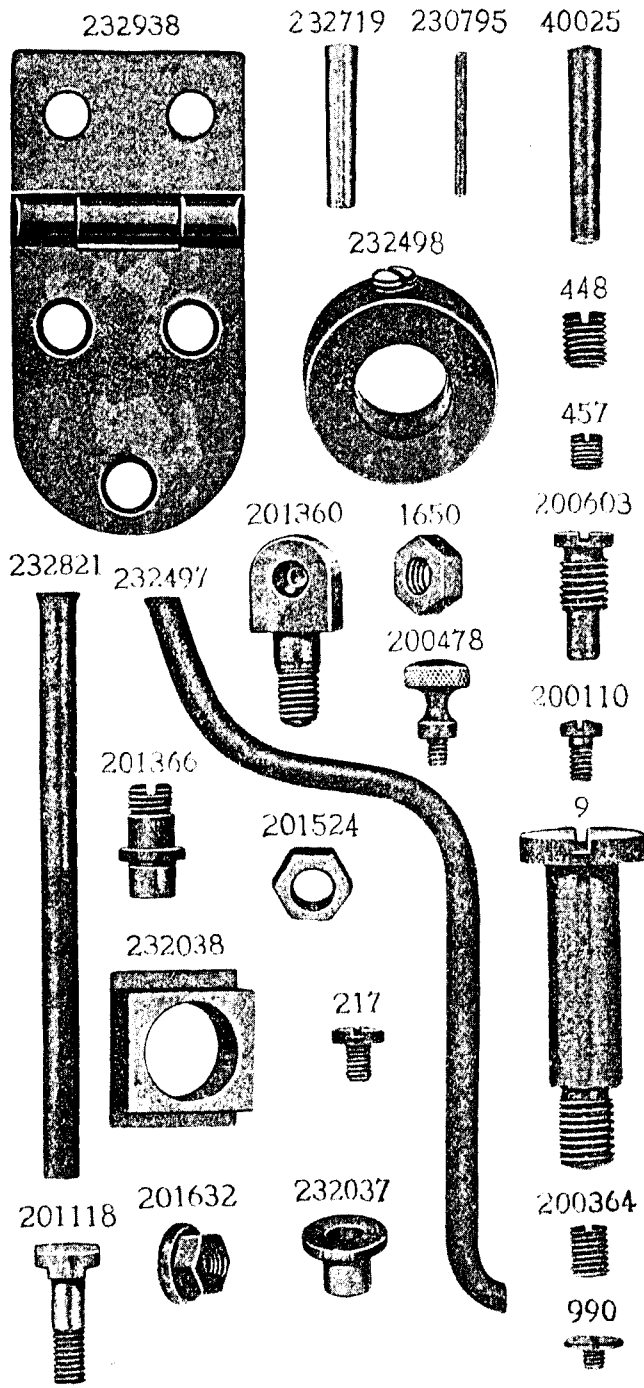


PLATE 13703—FULL SIZE




From the library of: Diamond Needle Corp

PLATE 13704—ONE-FOURTH SIZE

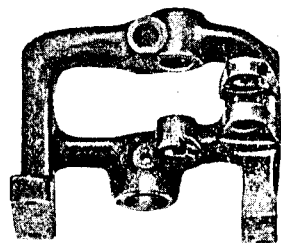
232488 232494




232475



232540



232500



232501



232507


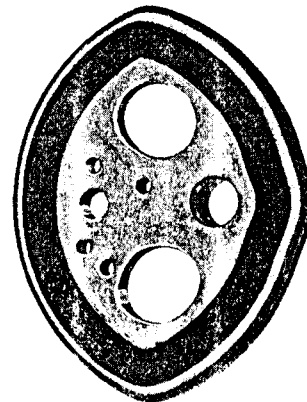


PLATE 13705—ONE-HALF SIZE


232503




232036



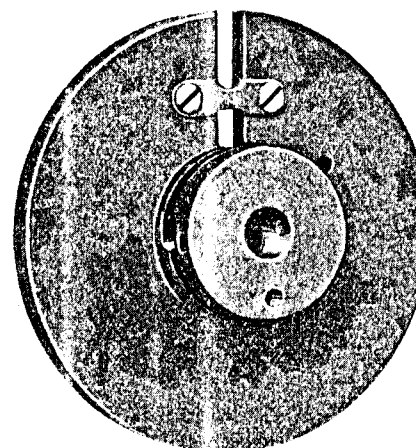
232504



232505



232042



From the library of: Diamond Needle Corp

PLATE 13706—FULL SIZE

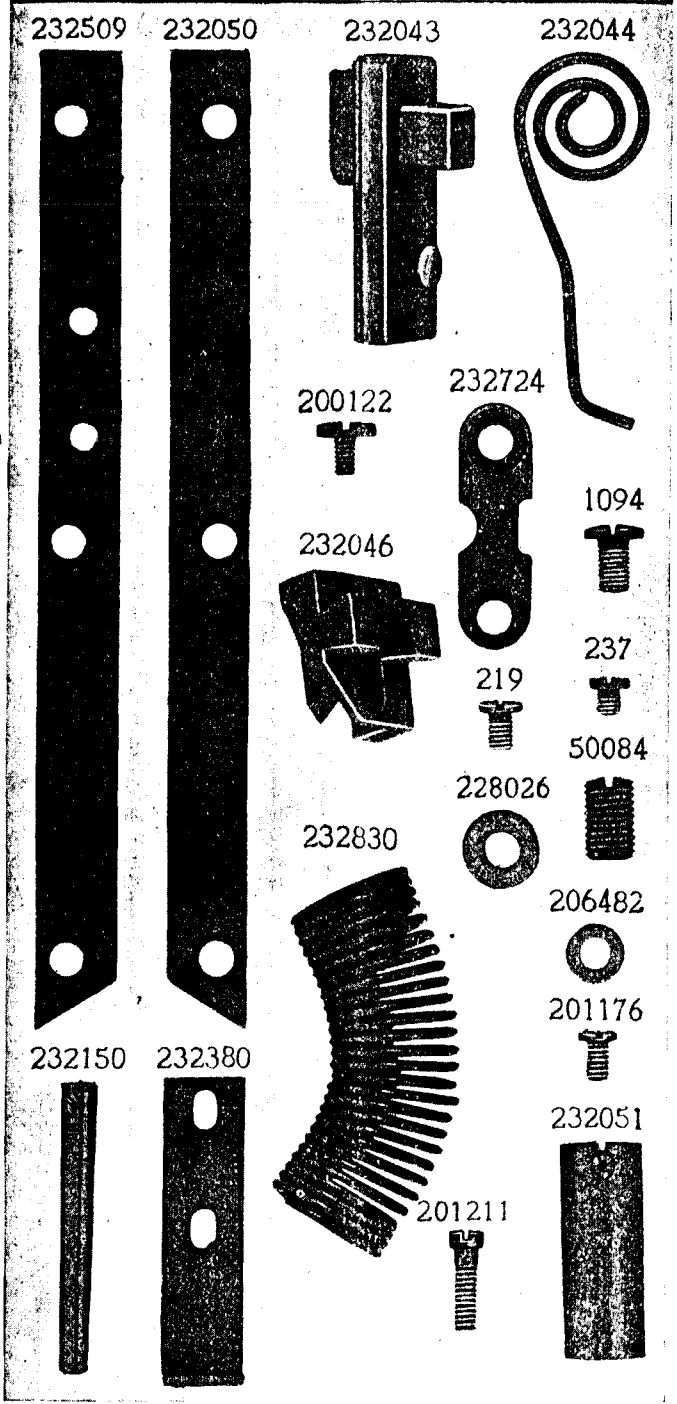
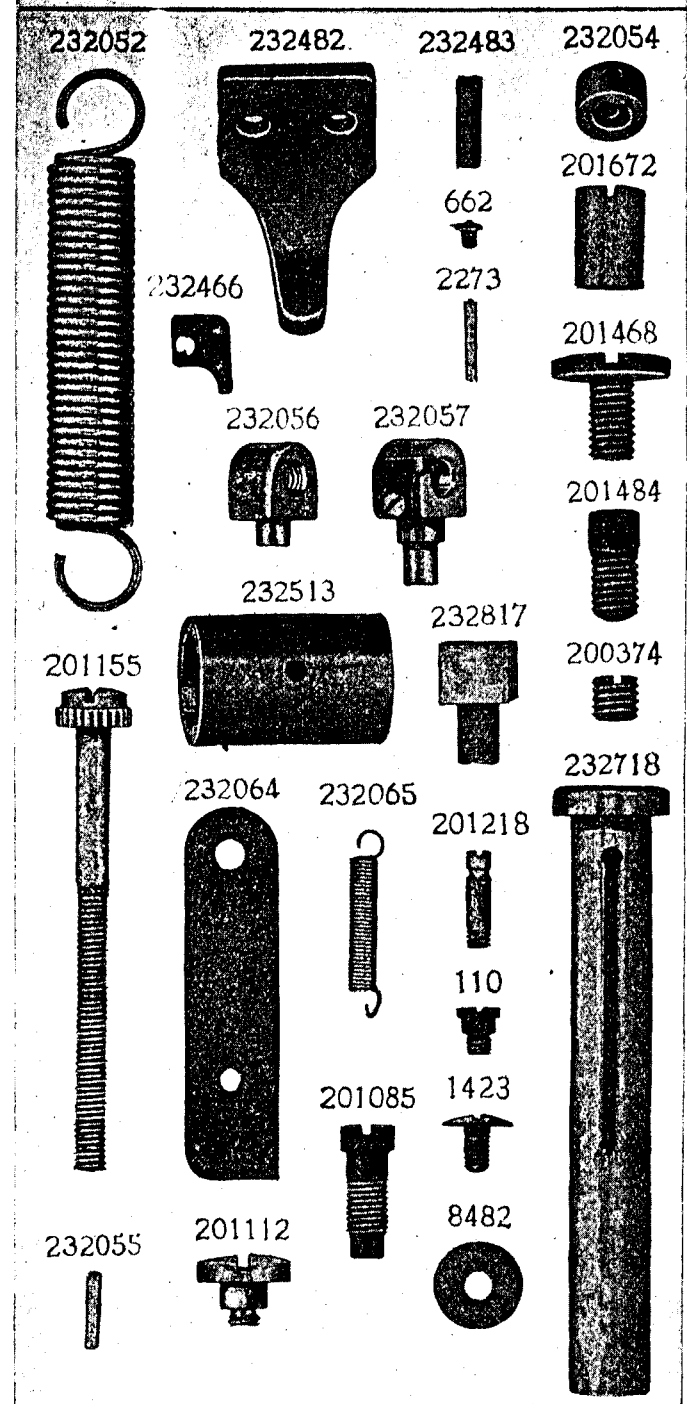


PLATE 13707—FULL SIZE



From the library of: Diamond Needle Corp

PLATE 13708—ONE-HALF SIZE

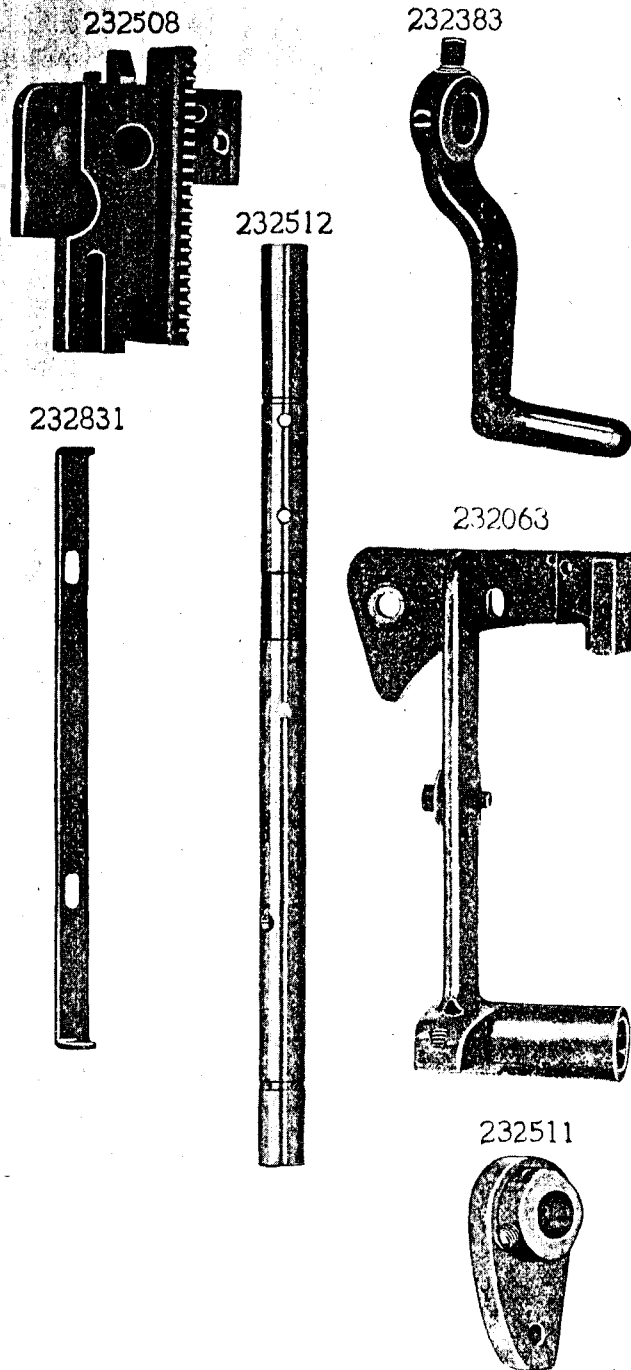
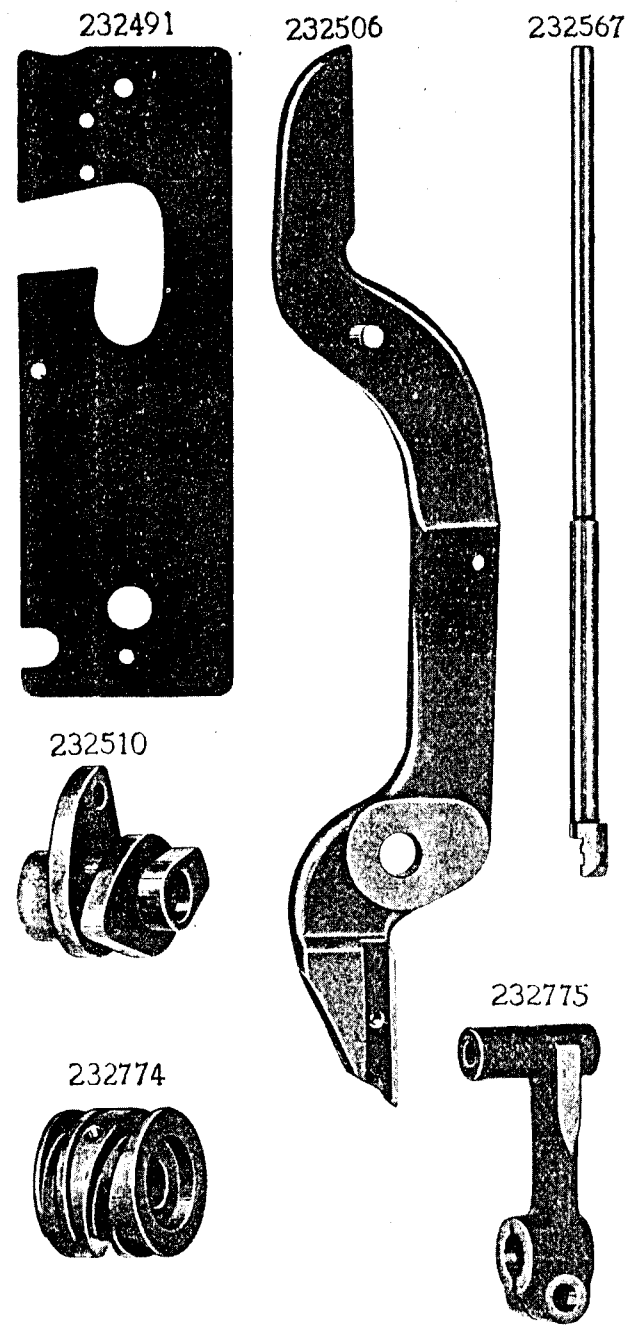


PLATE 13709—ONE-HALF SIZE



From the library of: Diamond Needle Corp

PLATE 13711—FULL SIZE


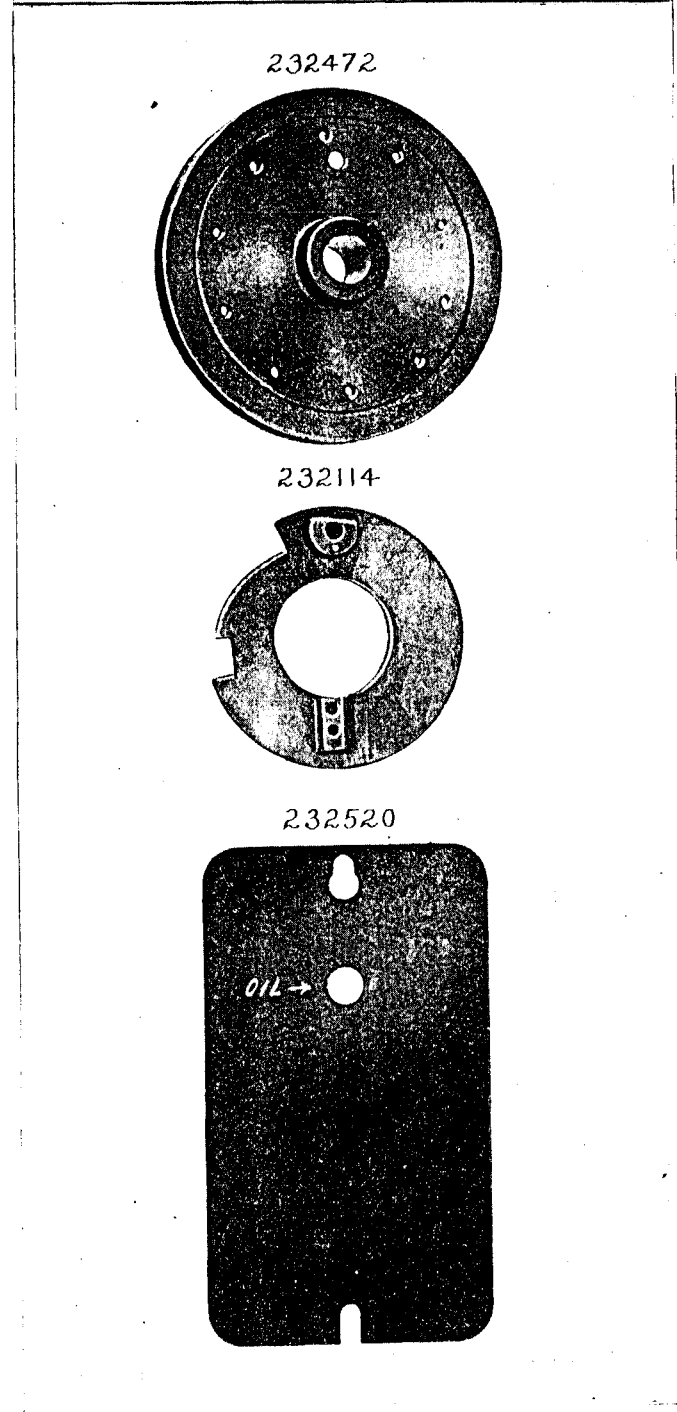


PLATE 13712—ONE-HALF SIZE



From the library of: Diamond Needle Corp

PLATE 13713—ONE-HALF SIZE


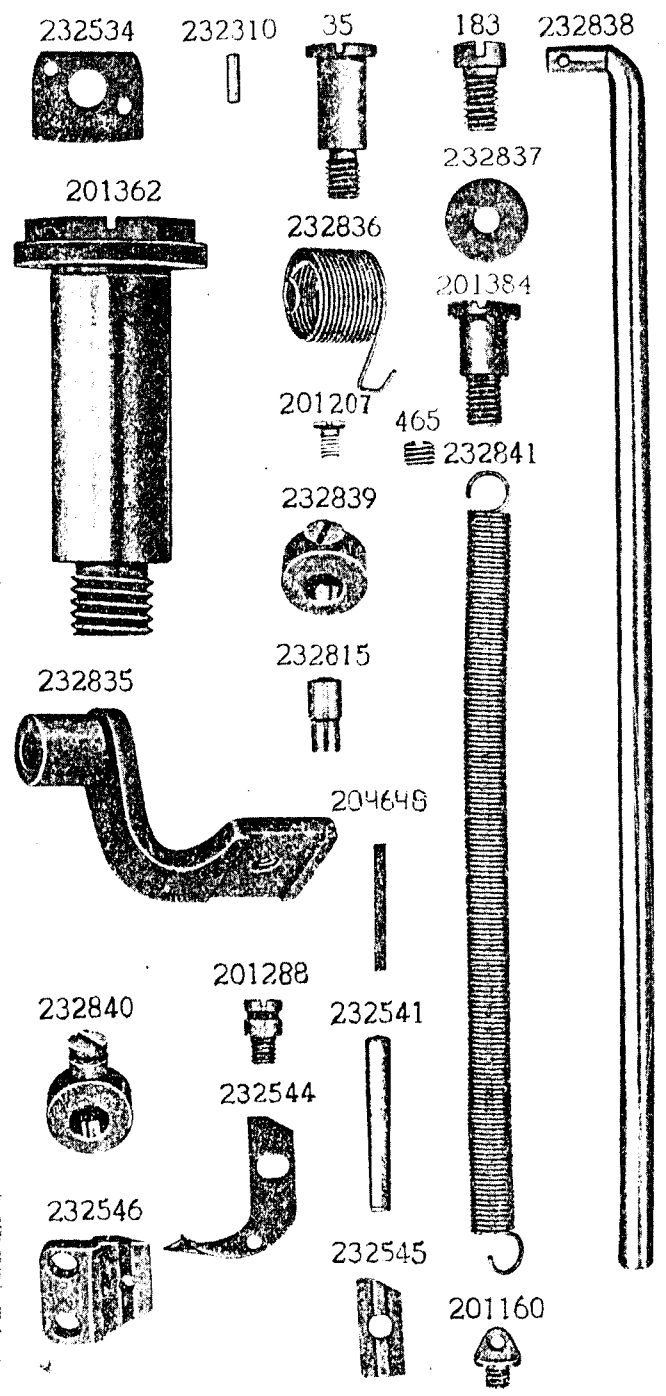


PLATE 13714—FULL SIZE



From the library of: Diamond Needle Corp

PLATE 13715—ONE-HALF SIZE




PLATE 13716—FULL SIZE

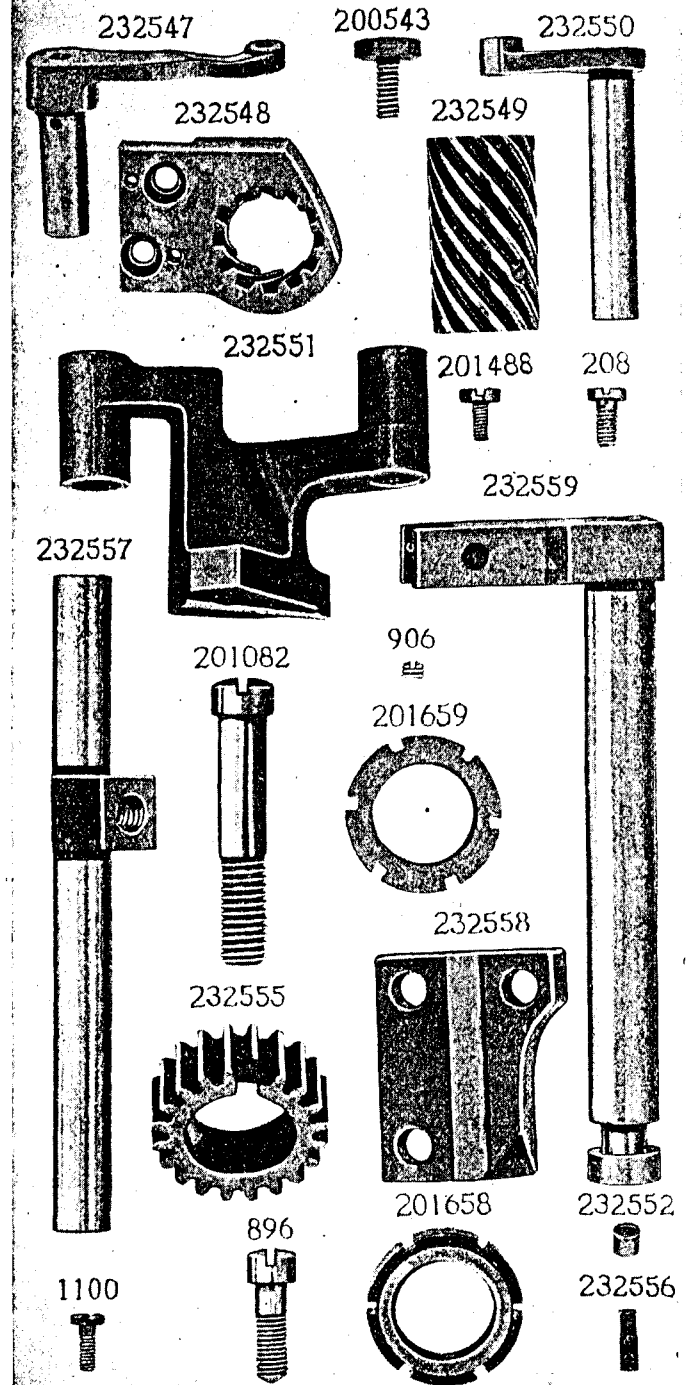


PLATE 13717—FULL SIZE


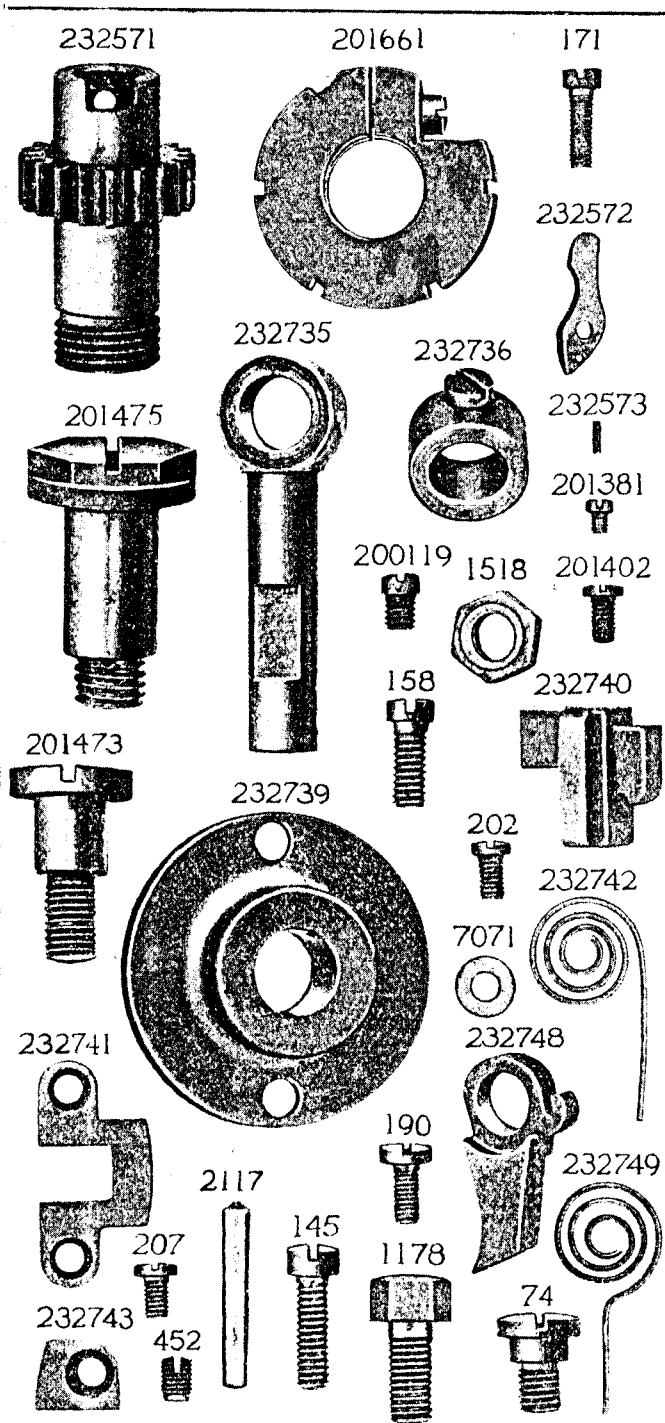


PLATE 13718—FULL SIZE



From the library of: Diamond Needle Corp

PLATE 13719—FULL SIZE

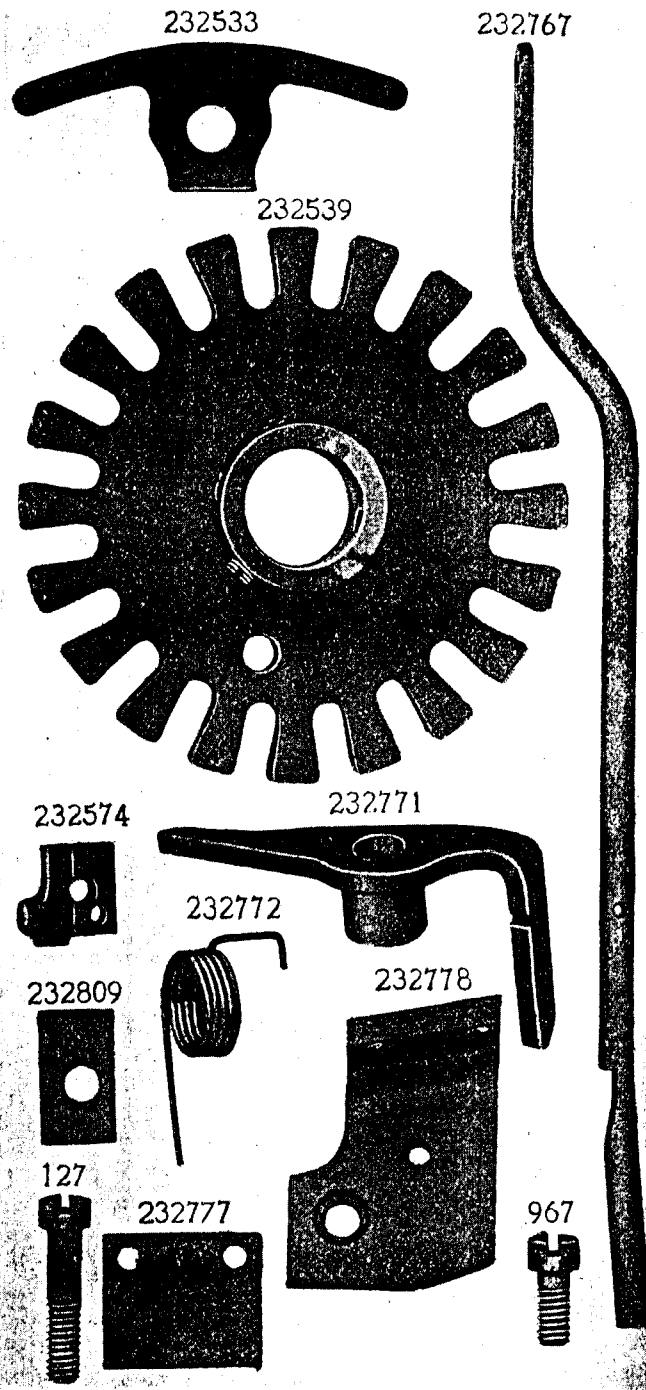
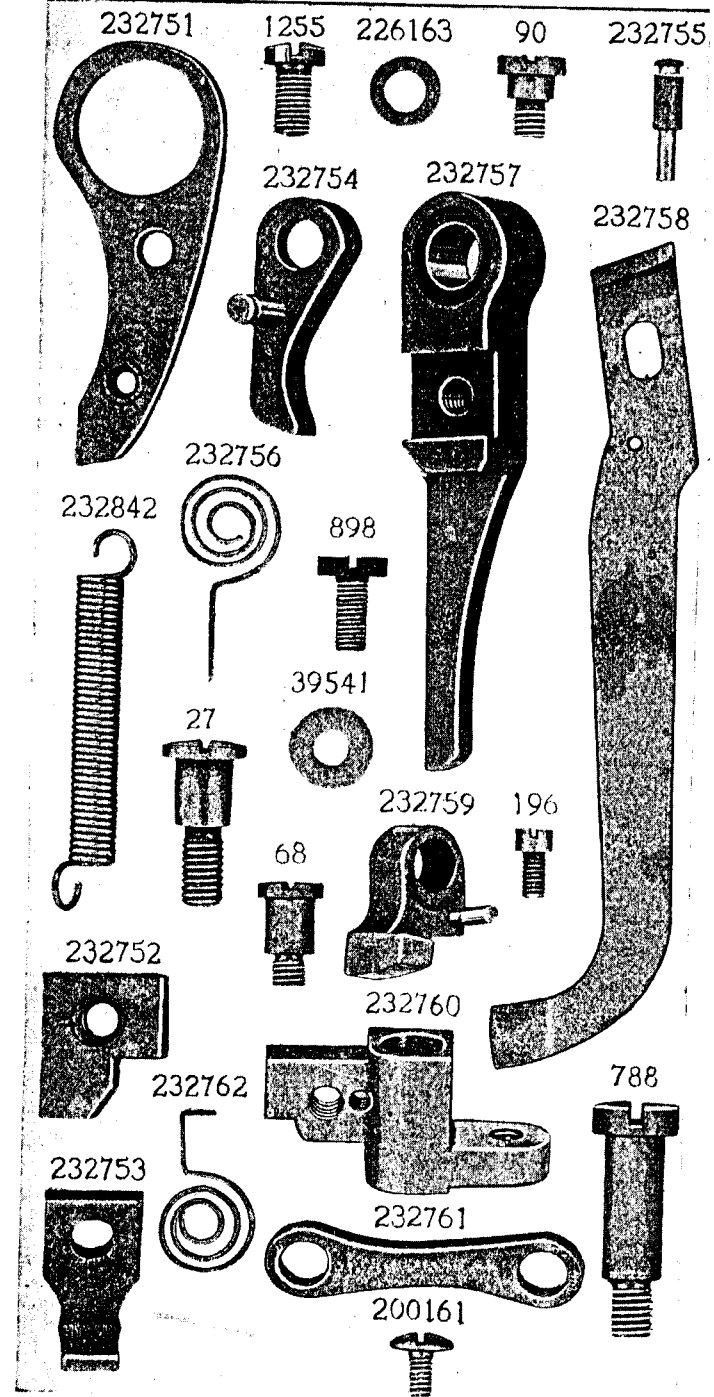


PLATE 13720—FULL SIZE



From the library of: Diamond Needle Corp

PLATE 13721—FULL SIZE

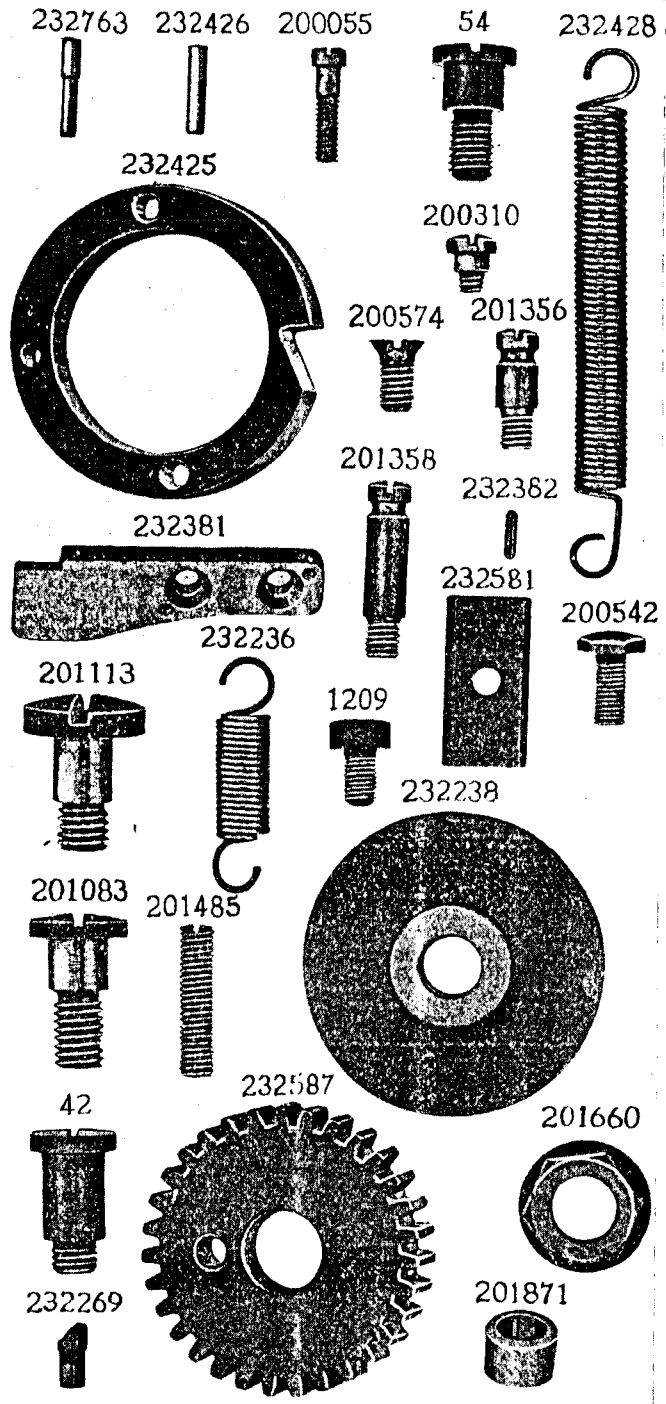
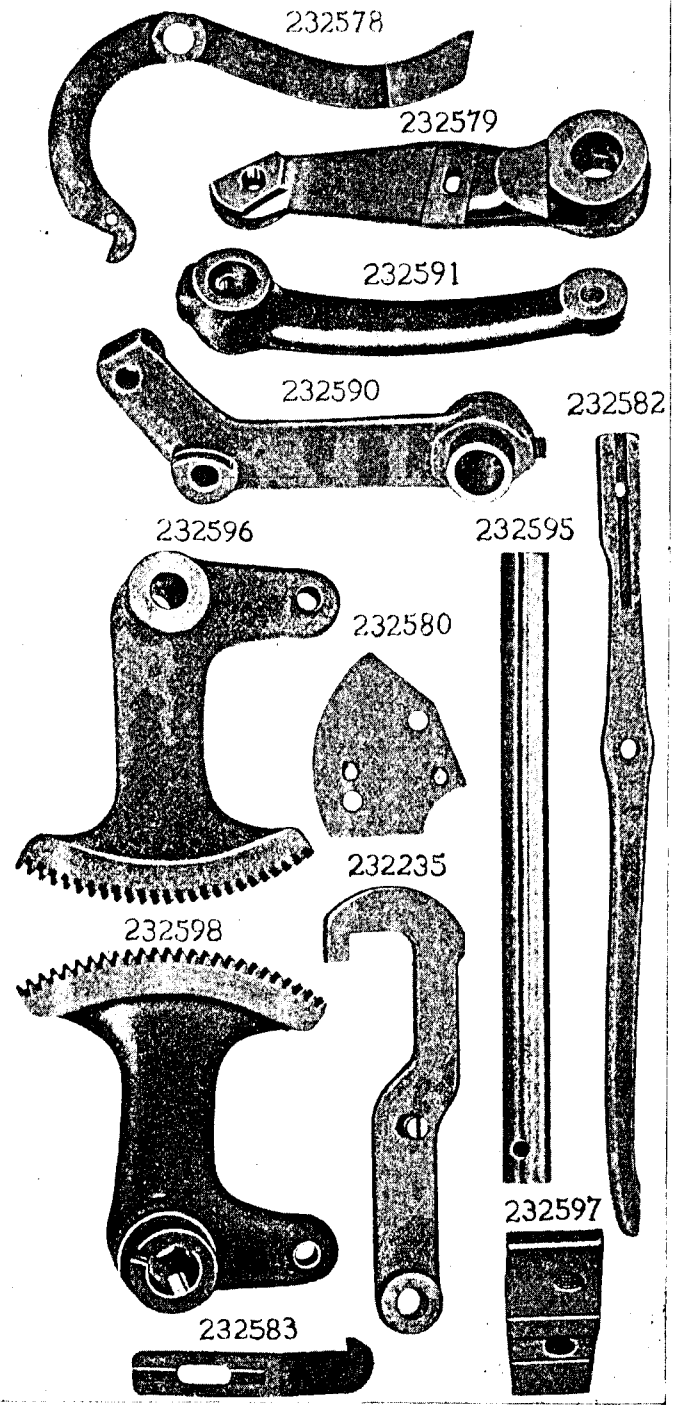


PLATE 13722—ONE-HALF SIZE



From the library of: Diamond Needle Corp

PLATE 13723—FULL SIZE

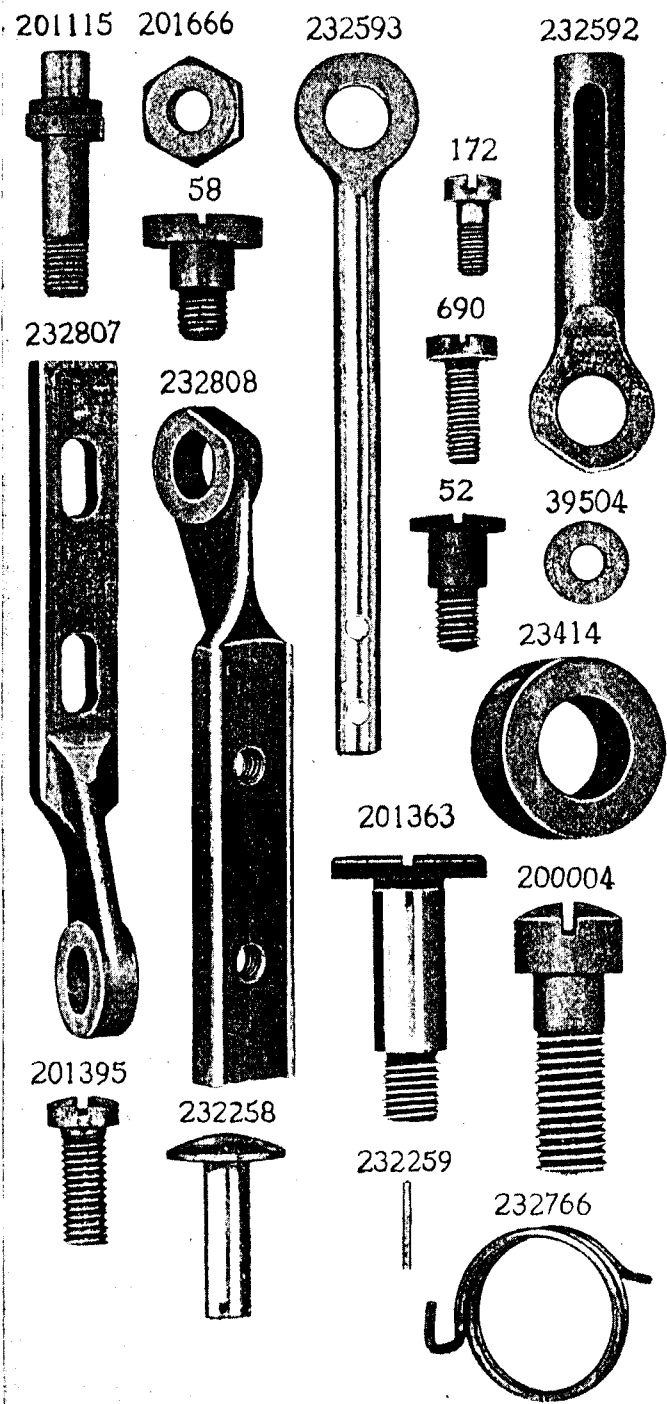


PLATE 13724—ONE-HALF SIZE

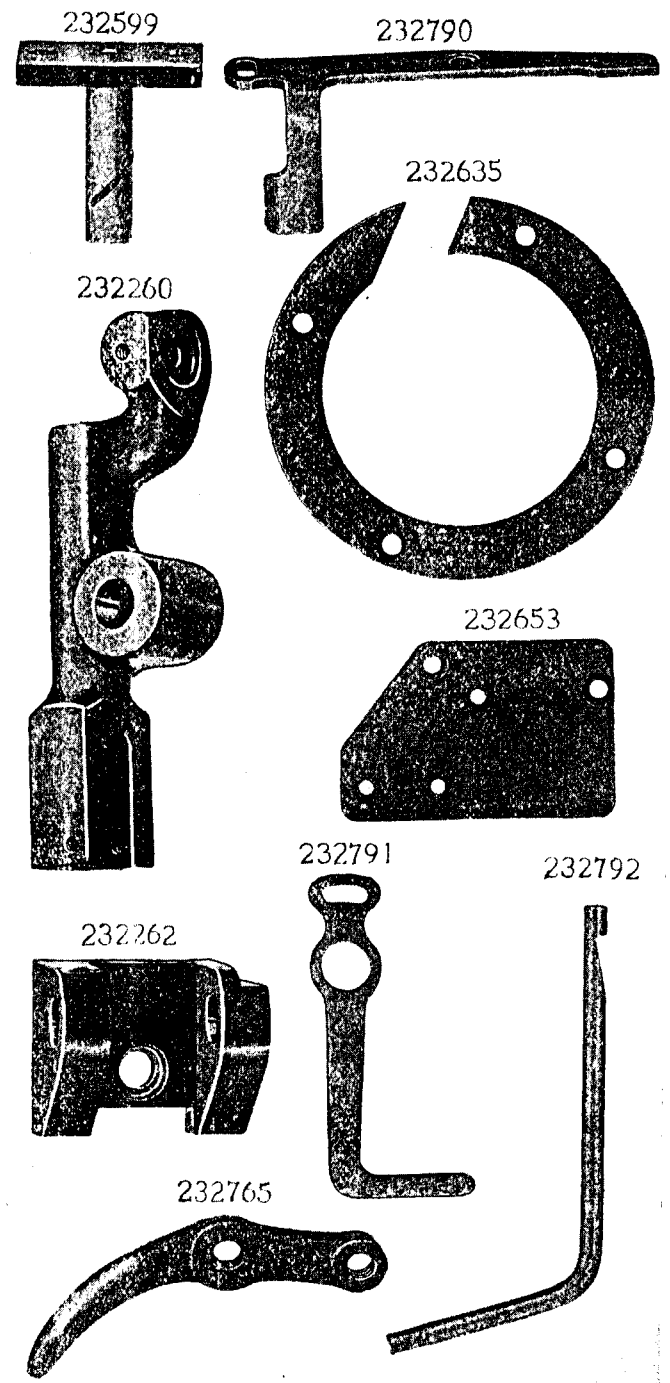


PLATE 13725—FULL SIZE

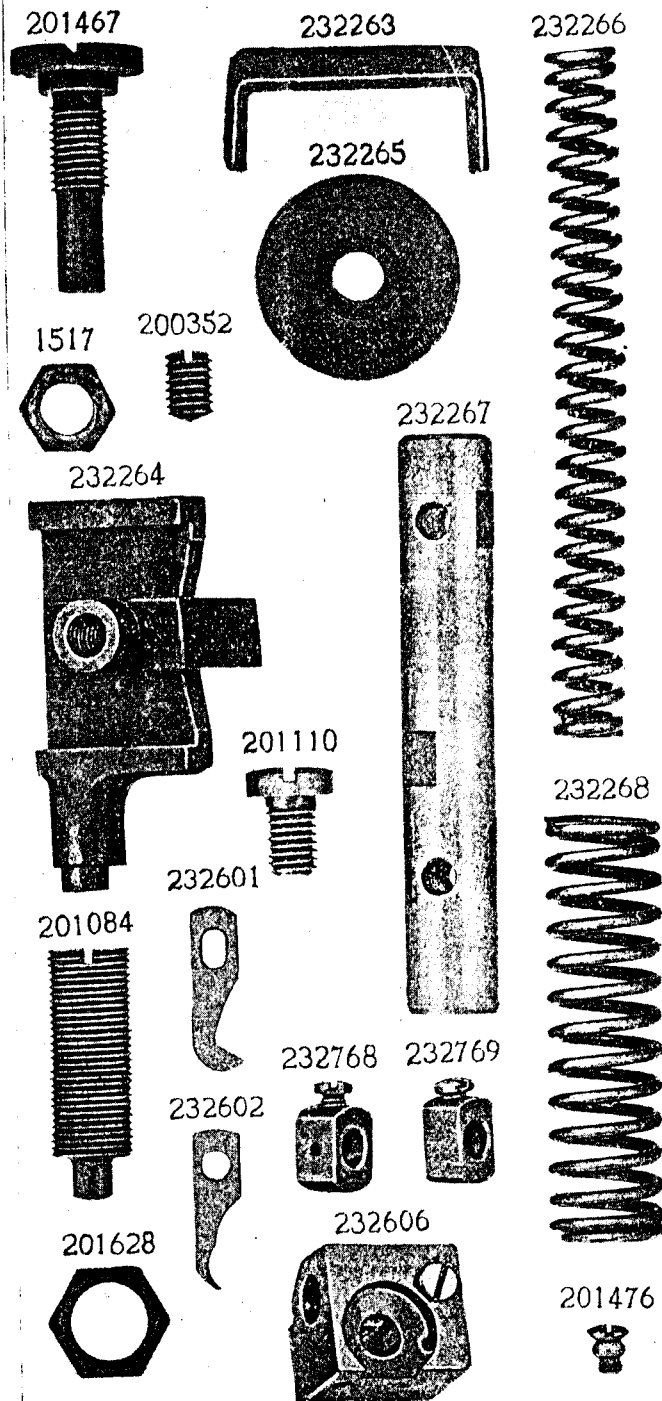
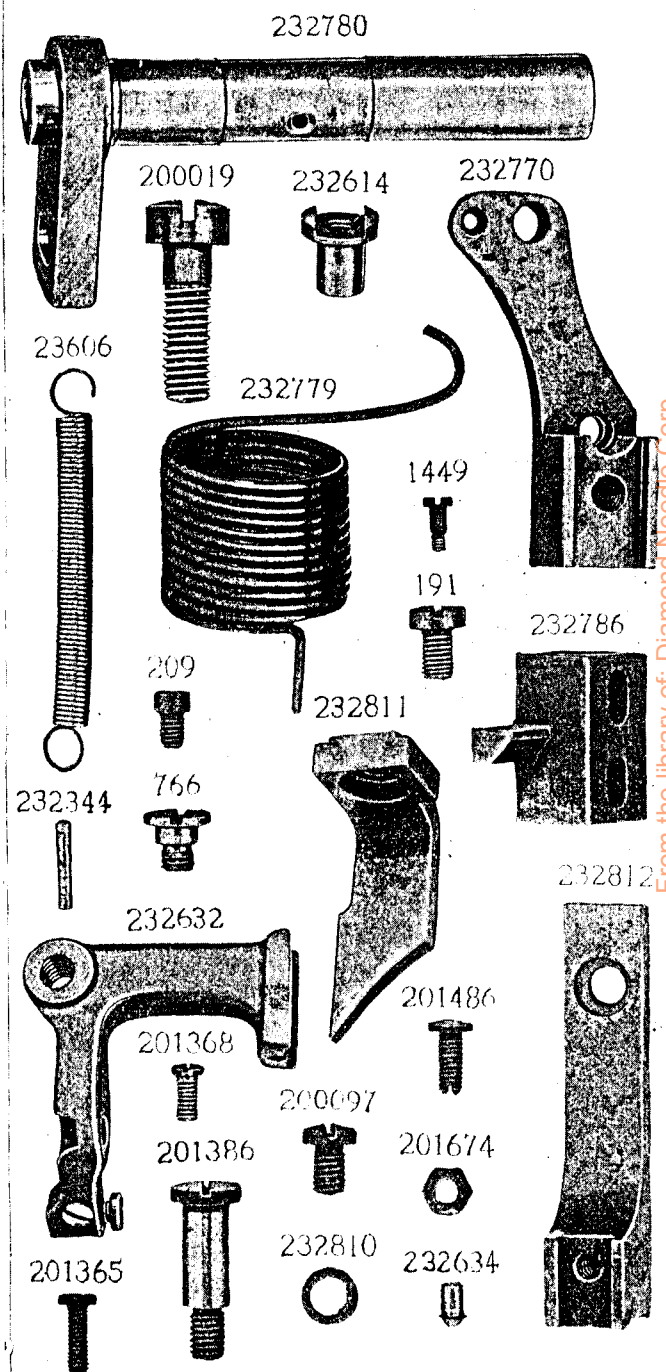


PLATE 13726—FULL SIZE



From the library of: Diamond Needle Corp.

PLATE 13727—FULL SIZE

232650 232646 232648 232517 232652


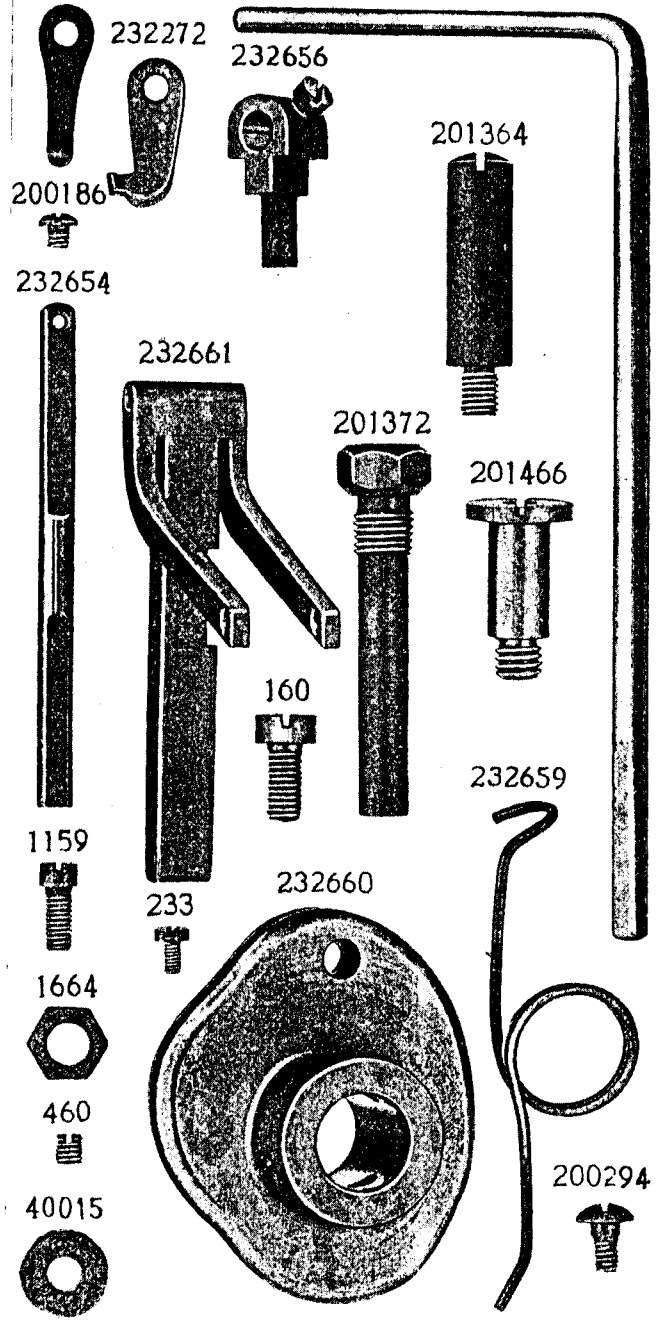


PLATE 13728—FULL SIZE

232270 232655



From the library of: Diamond Needle Corp

PLATE 13729—FULL SIZE

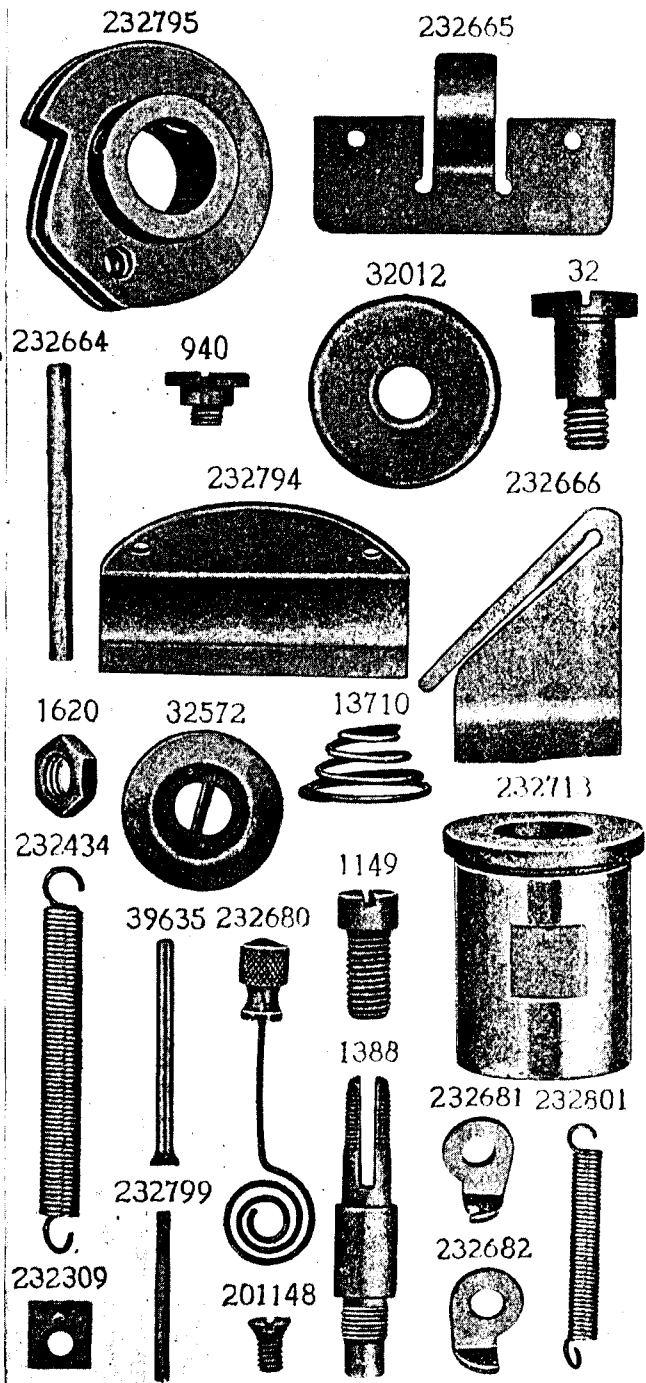
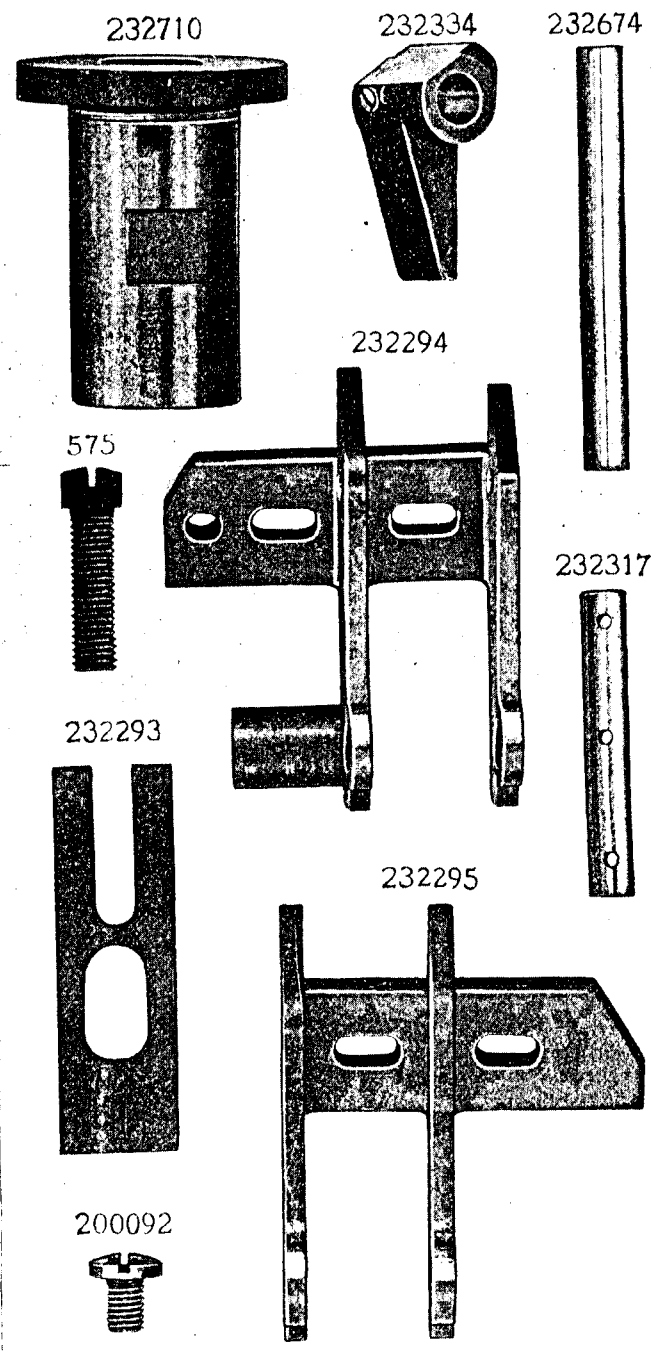


PLATE 13730—FULL SIZE



From the library of: Diamond Needle Corp

PLATE 13731—FULL SIZE

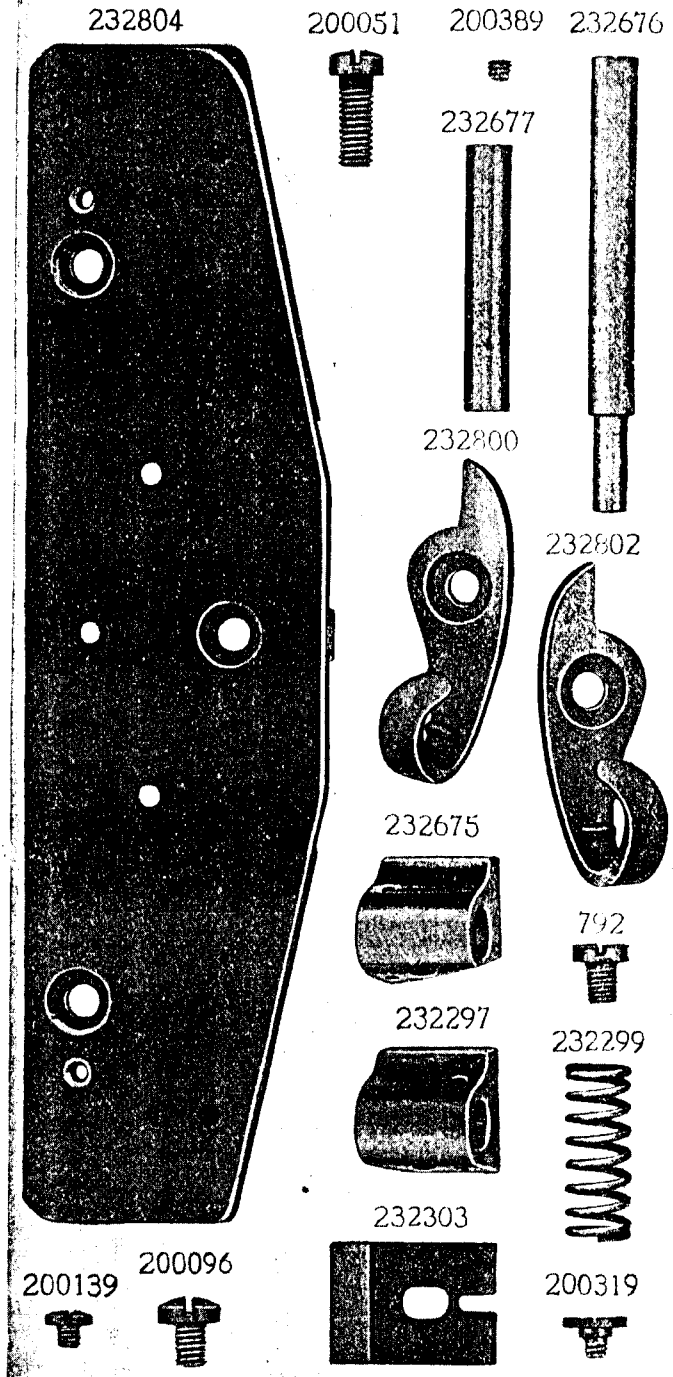
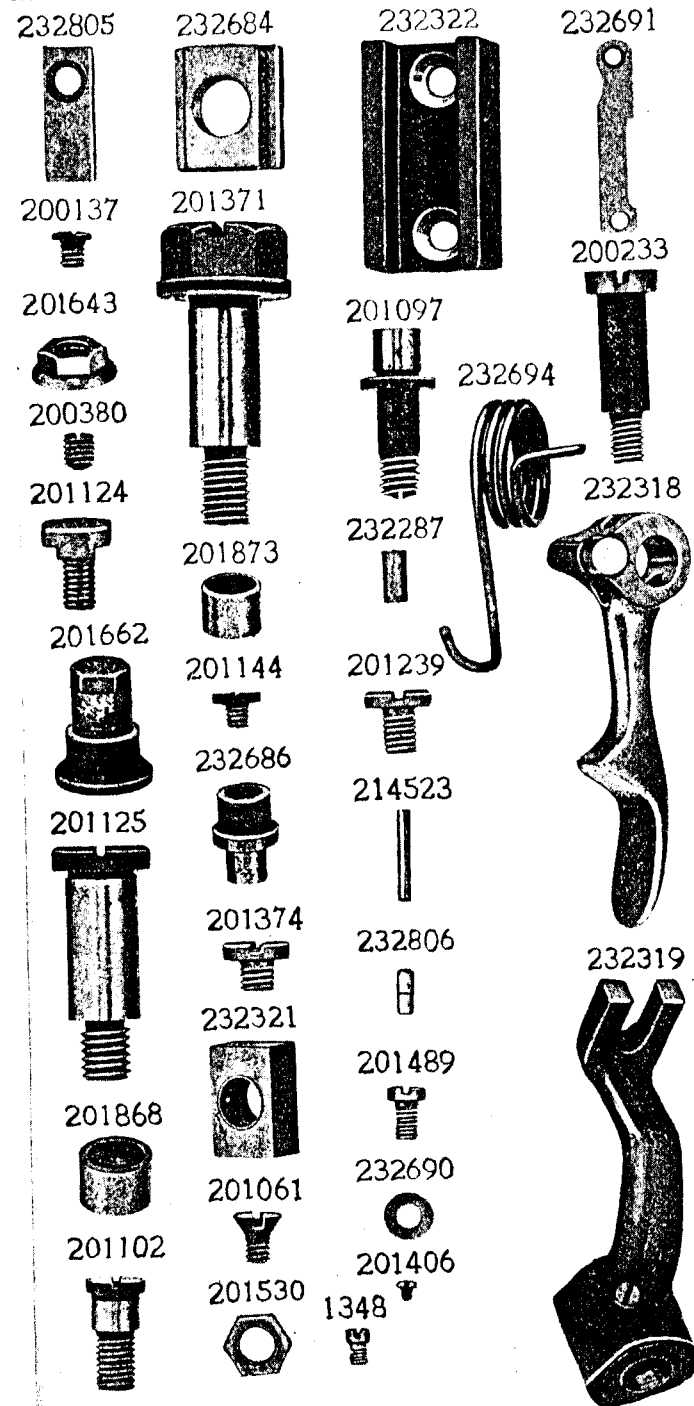


PLATE 13732—FULL SIZE




From the library of: Diamond Needle Corp

PLATE 13733—ONE-HALF SIZE

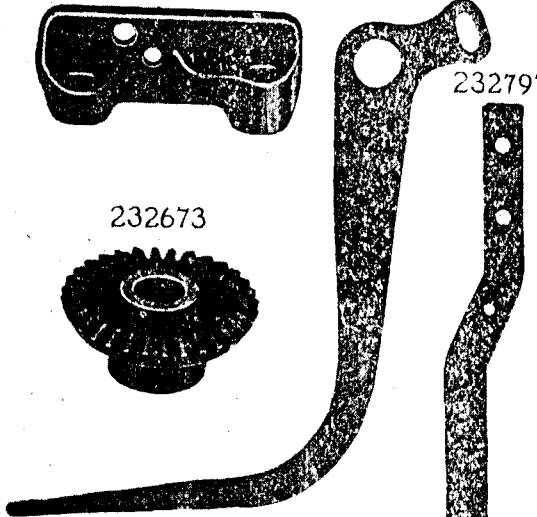
232657



232667




232658




232797

232673



232662



232796



232462



232668

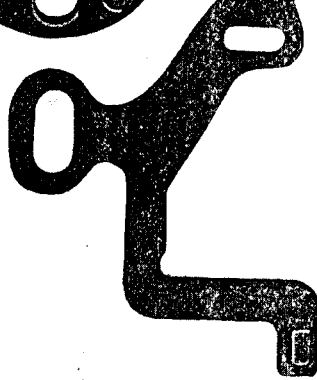


PLATE 13734—ONE-HALF SIZE

232261



232773



232685



232283



232616




PLATE 13735—FULL SIZE

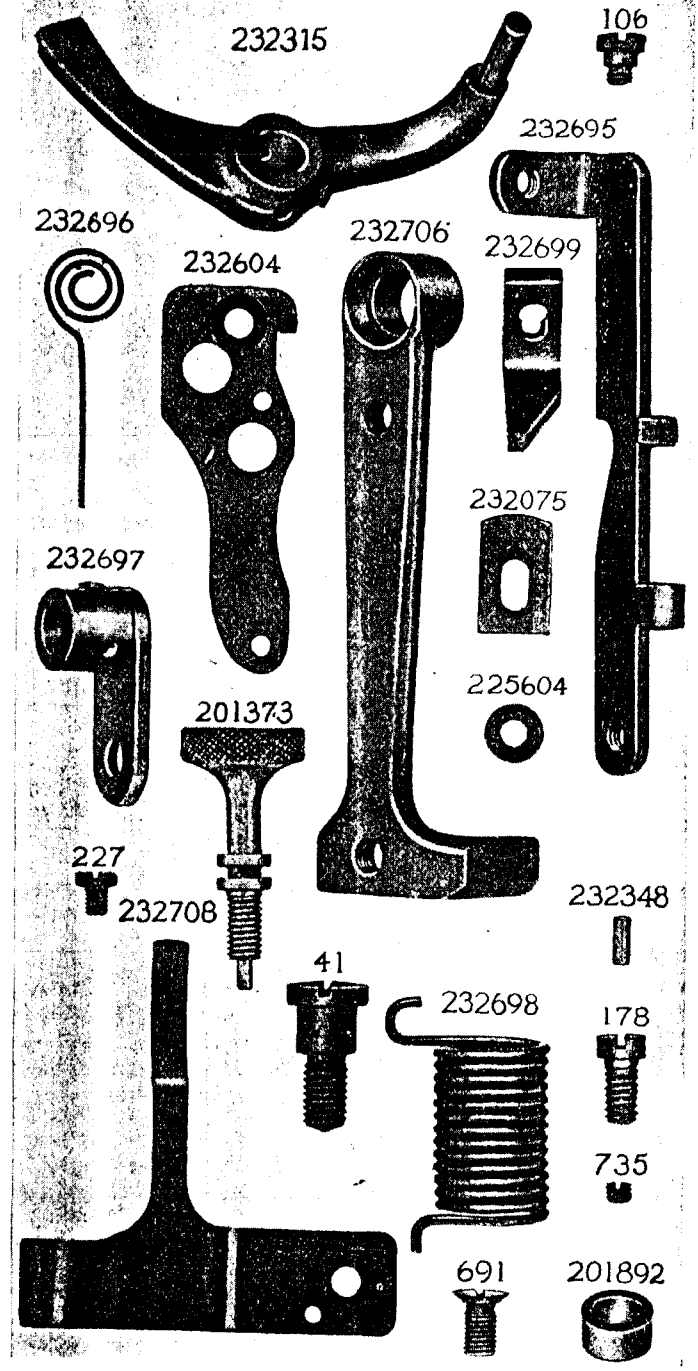
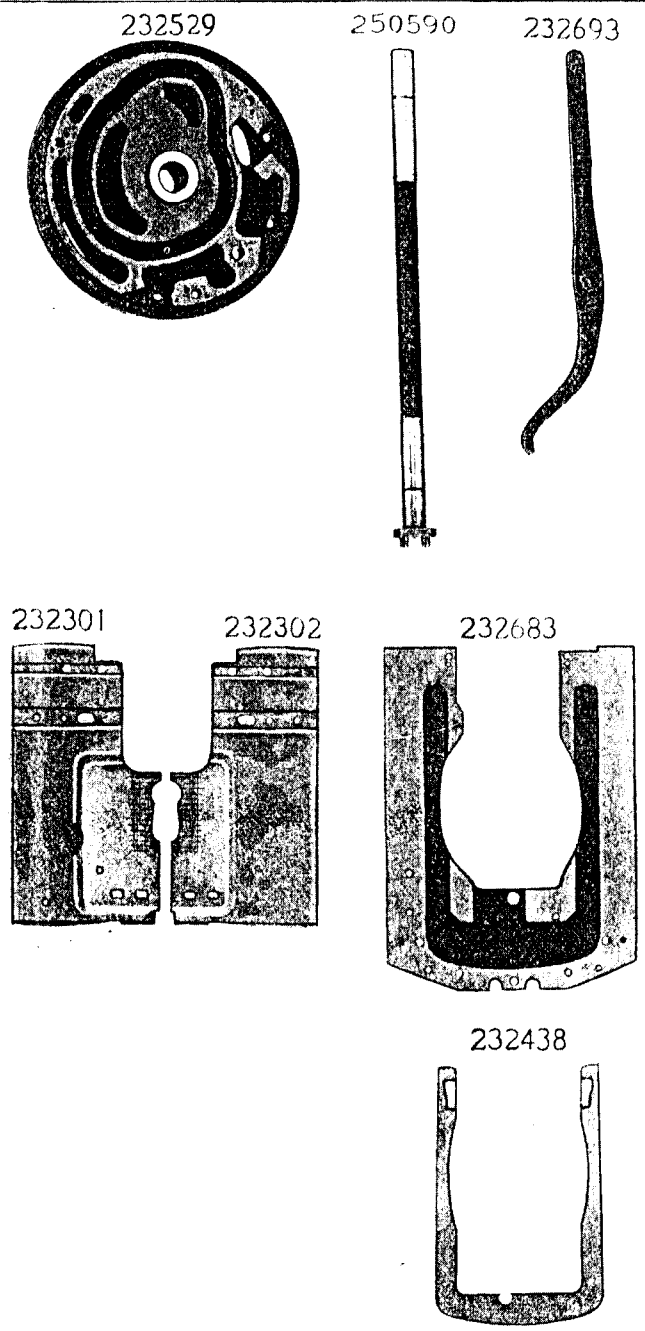


PLATE 13736—ONE-FOURTH SIZE



From the library of: Diamond Needle Corp

PLATE 13737—FULL SIZE

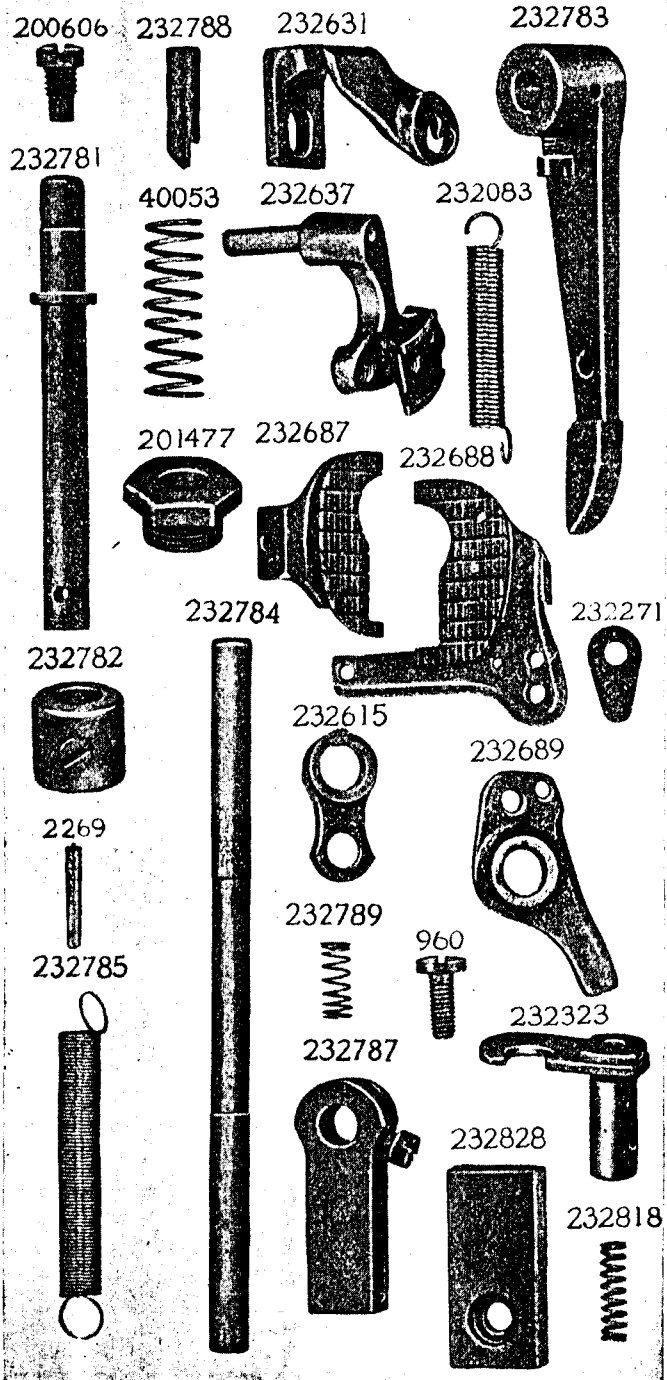
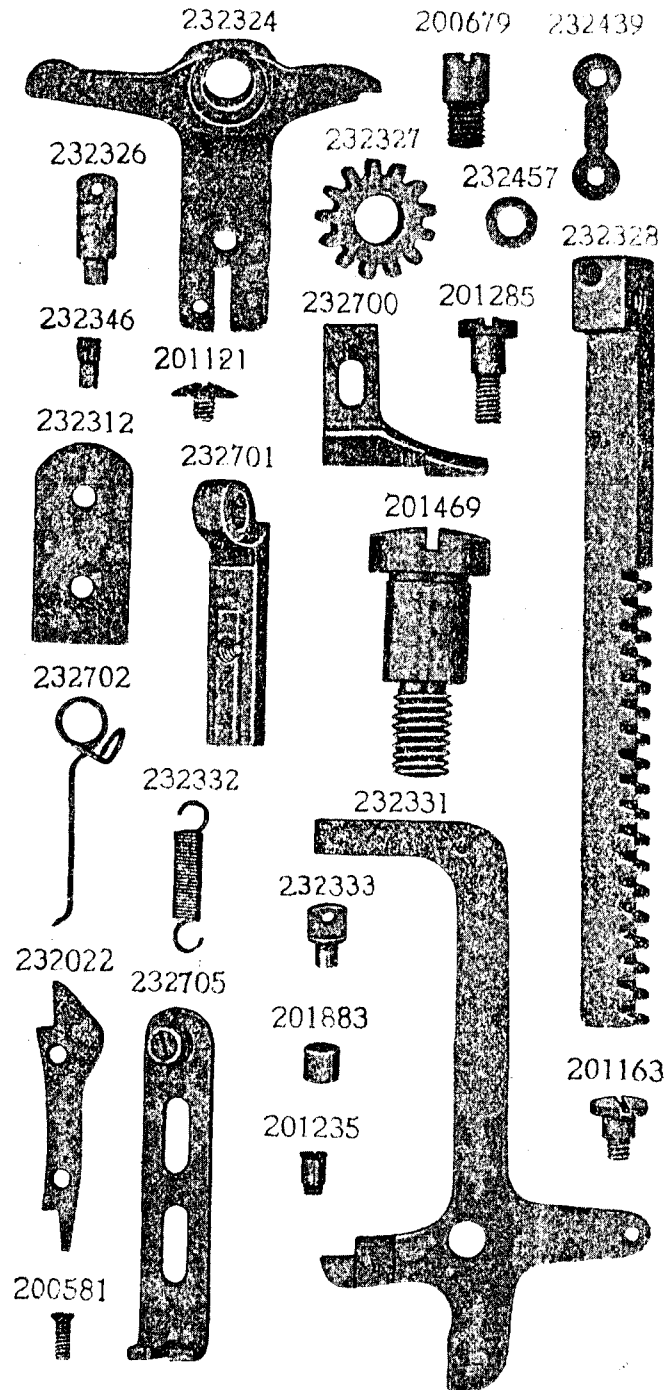


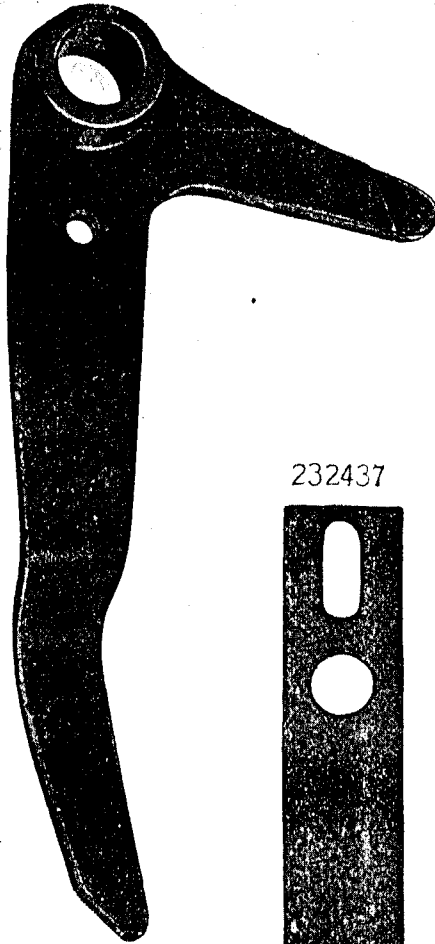
PLATE 13738—FULL SIZE



From the library of: Diamond Needle Corp

PLATE 13739—FULL SIZE

232703



232436



232437





PLATE 13740—ONE-FOURTH SIZE

232554




232737



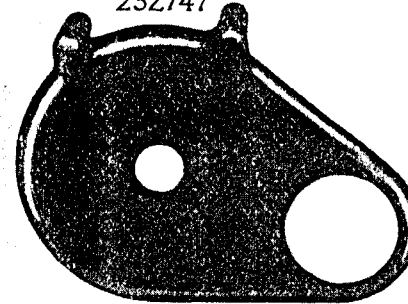
232738




232516



232747



232745



232284



232285



232286

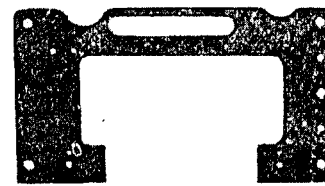


PLATE 13741—ONE-HALF SIZE




PLATE 13743—ONE-FOURTH SIZE

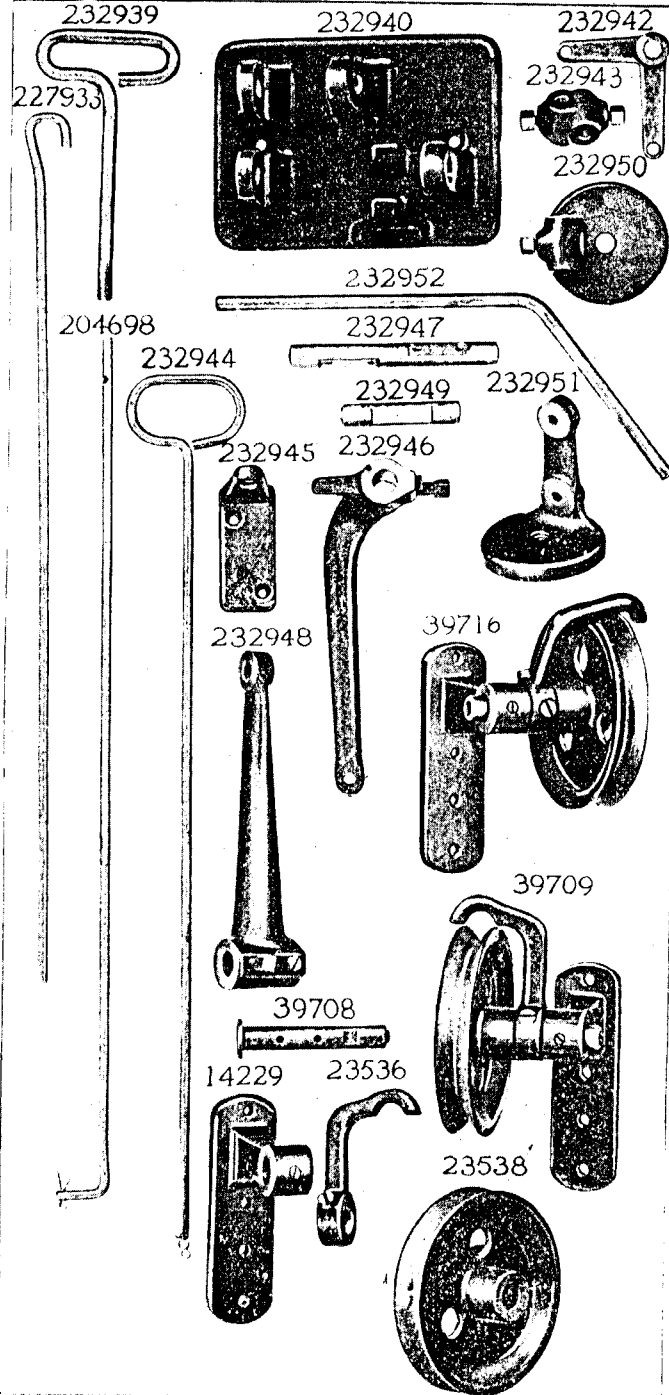
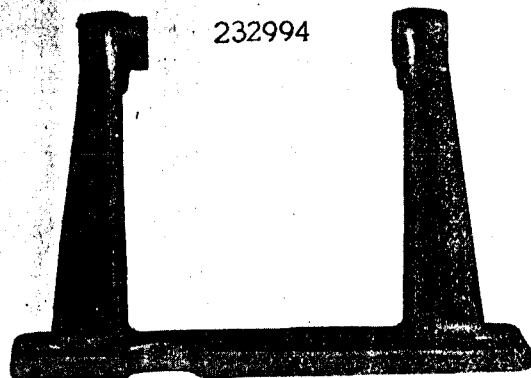
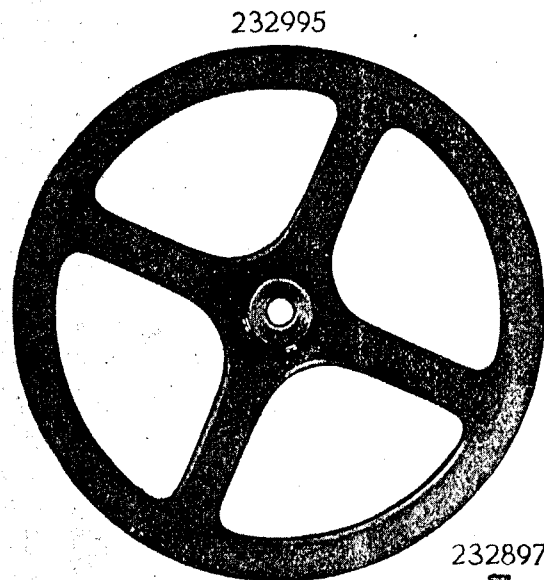



PLATE 13744—ONE-FOURTH SIZE



232994



232995

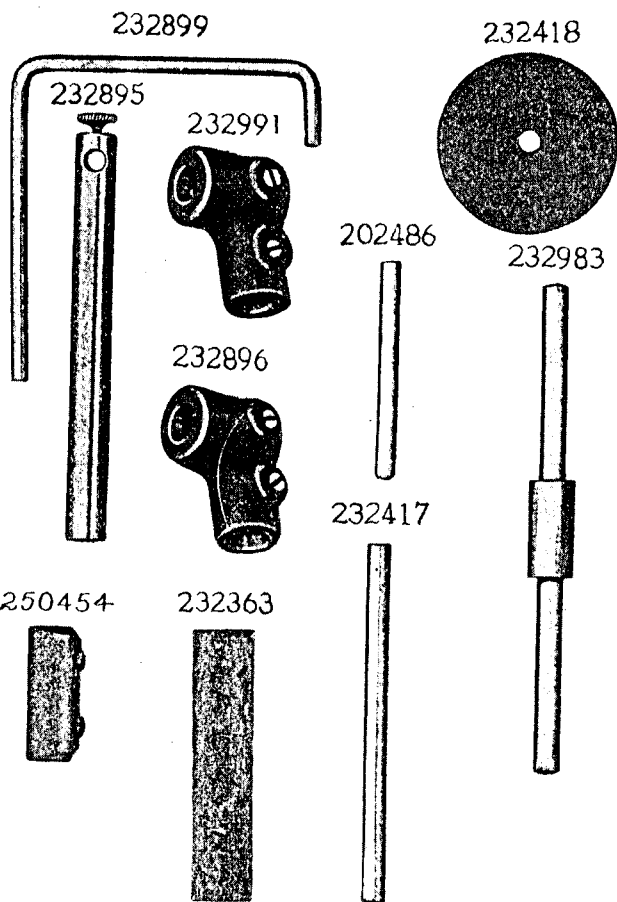


232996



232897

PLATE 13746—ONE-HALF SIZE



232899

232418

232895

232991

202486

232983

232896

232417

250454

232363

232981






PLATE 13747—ONE-FOURTH SIZE

232486

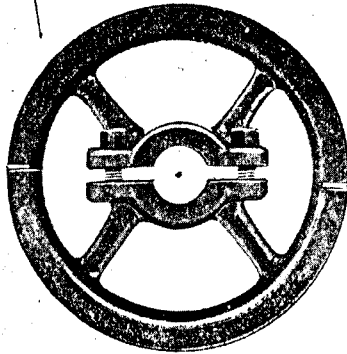
250412



232953

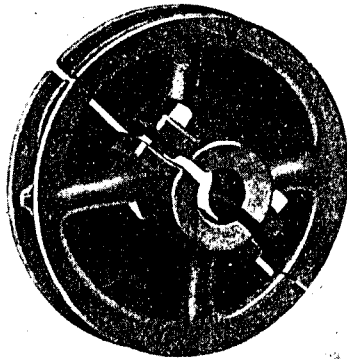


27066

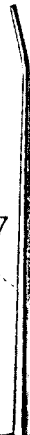


232929

232967



120346




120347



PLATE 13799—ONE-HALF SIZE

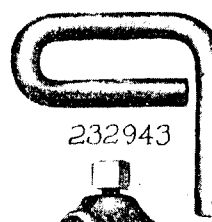
228501



228504



228502




232943


228503




228505



228506



228510



228509

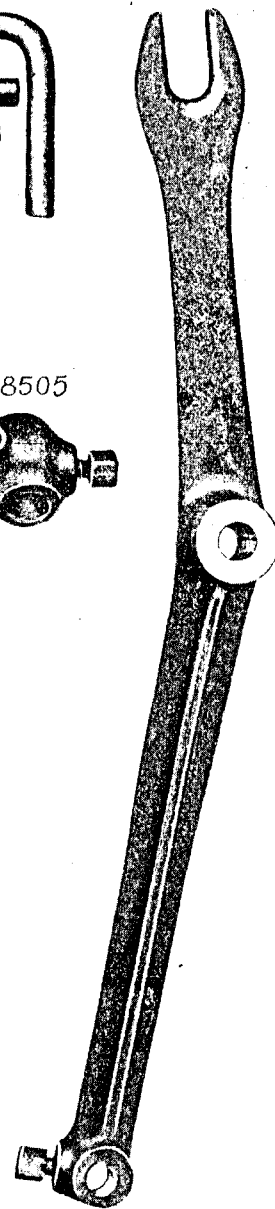


PLATE 13801—ONE-HALF SIZE


228511




228512



228515



228520



228525




228521



228524



228526



228530

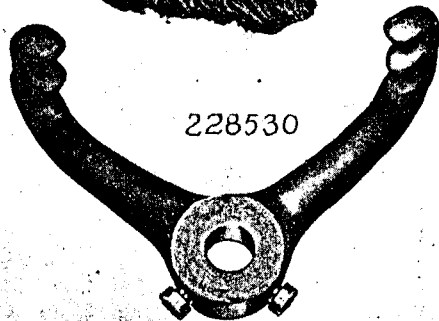
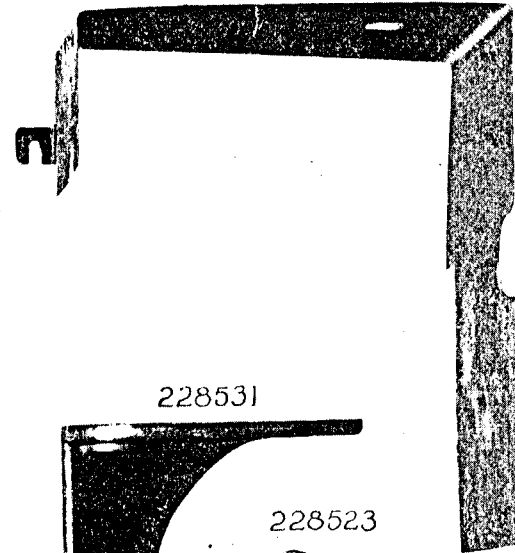
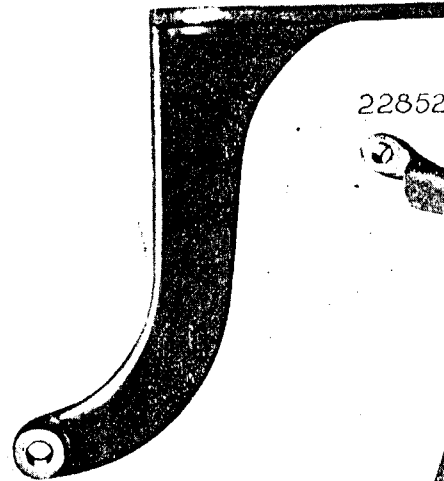


PLATE 13802—ONE-FOURTH SIZE

228514



228531



228523




PLATE 13803—ONE-HALF SIZE

228535



228536



228554




228543



228548



228546



228549




228533




PLATE 13804—ONE-FOURTH SIZE

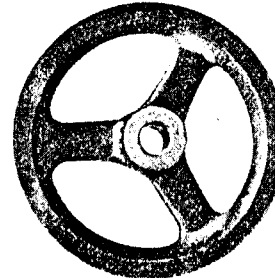
228542




228545



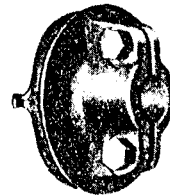
228522



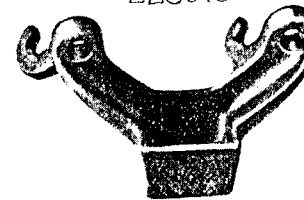
228541



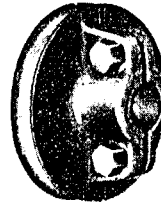
228538



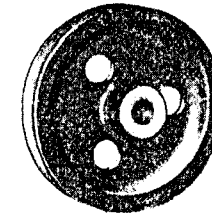
228518



41220



23538

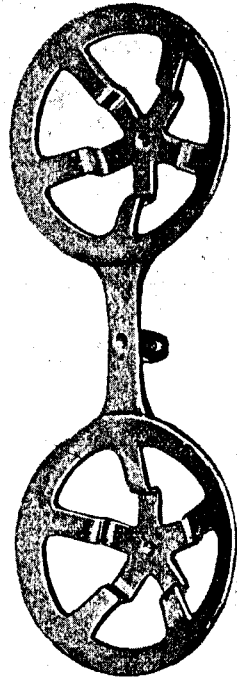


228516

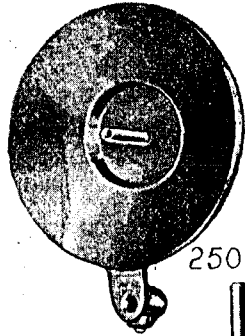


PLATE 13867—ONE-FOURTH SIZE

41530



227499




232992

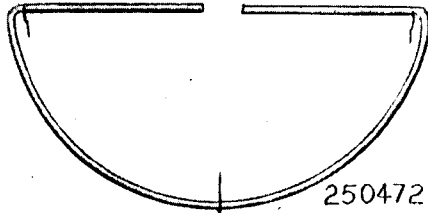


250453

232987



232990



250472

202490

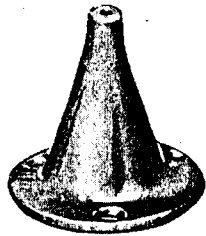


PLATE 13869—ONE-HALF SIZE

228584



228569



228593



228579



228586



228595




18897



228580



18898



228571



From the library of: Diamond Needle Corp

PLATE 13870—ONE-SIXTH SIZE

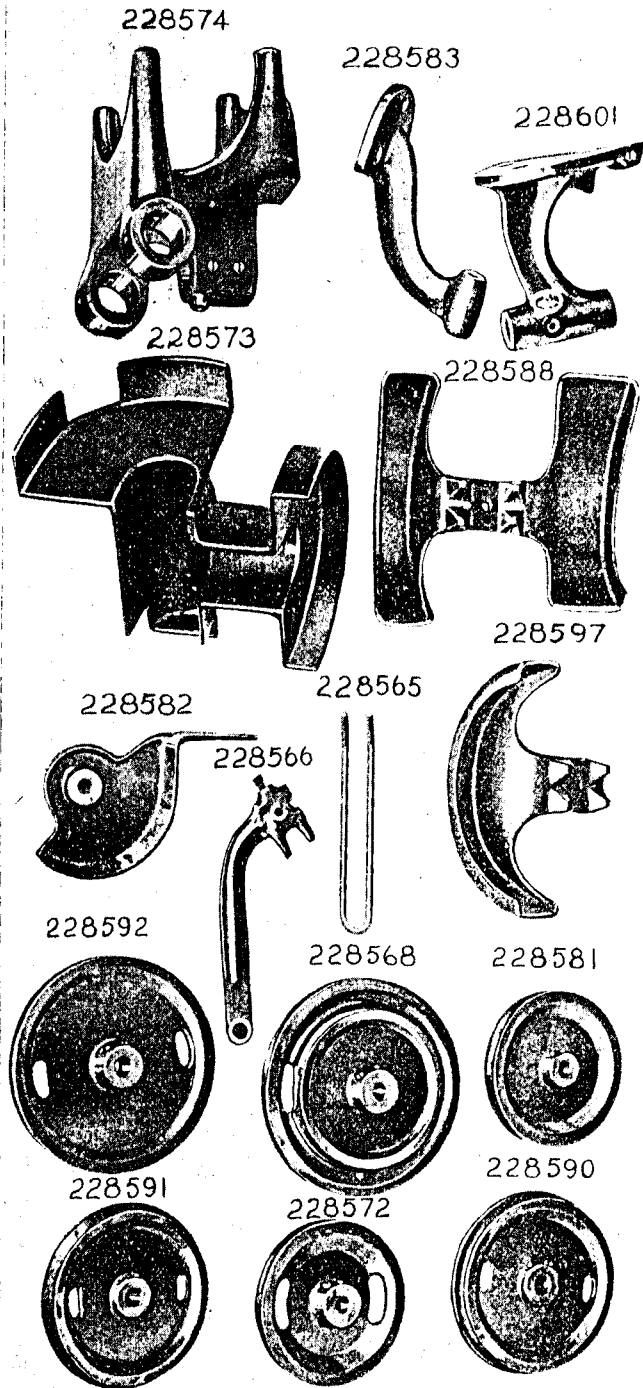
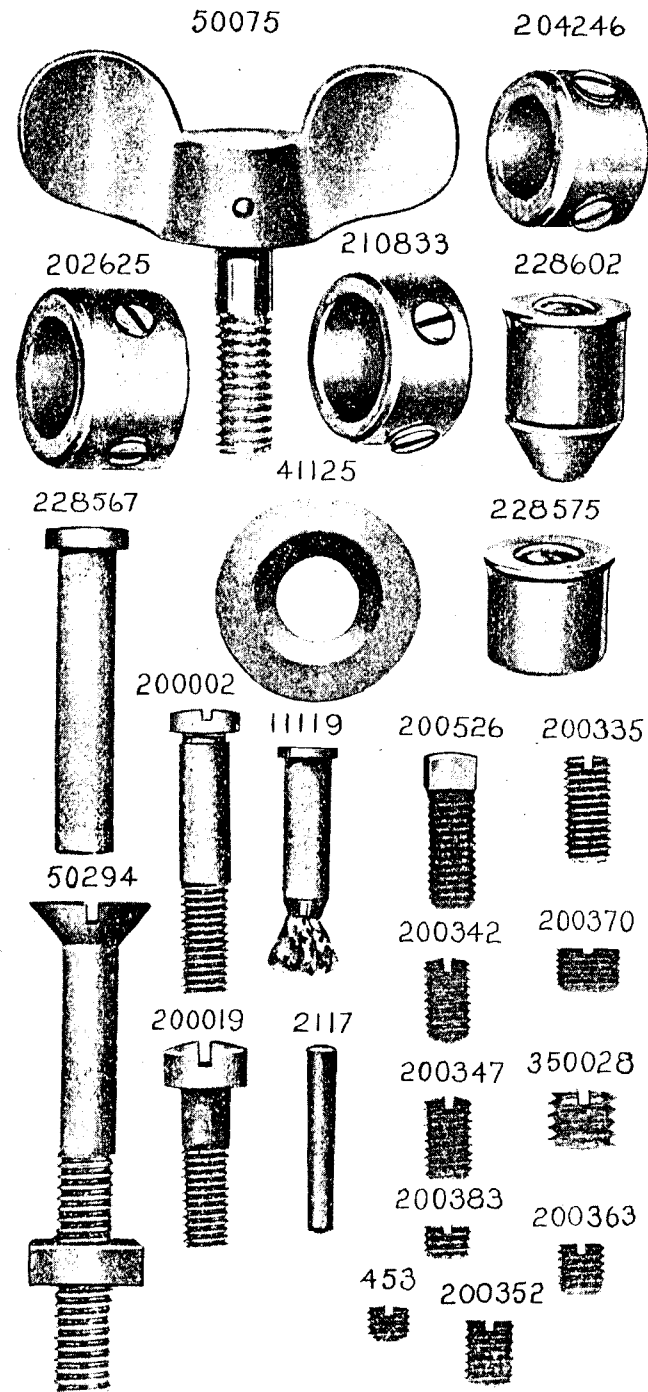


PLATE 13871—FULL SIZE



From the library of: Diamond Needle Corp

PLATE 13881—FULL SIZE

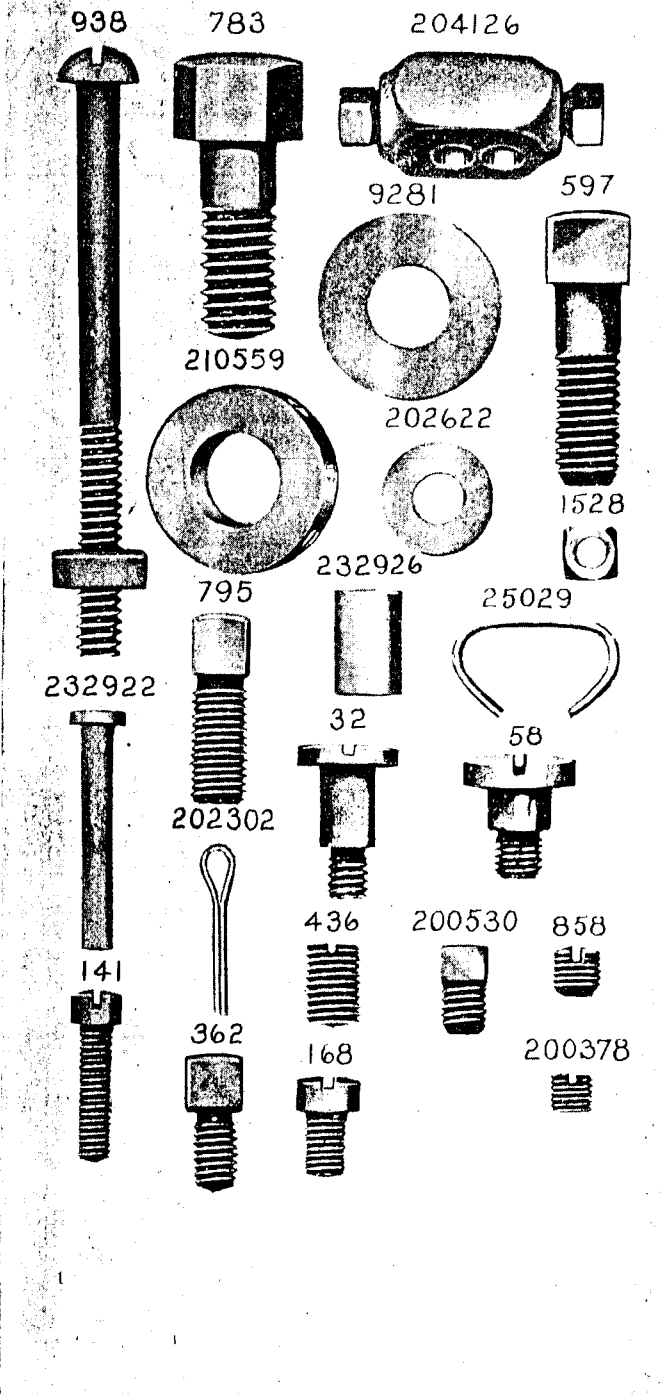
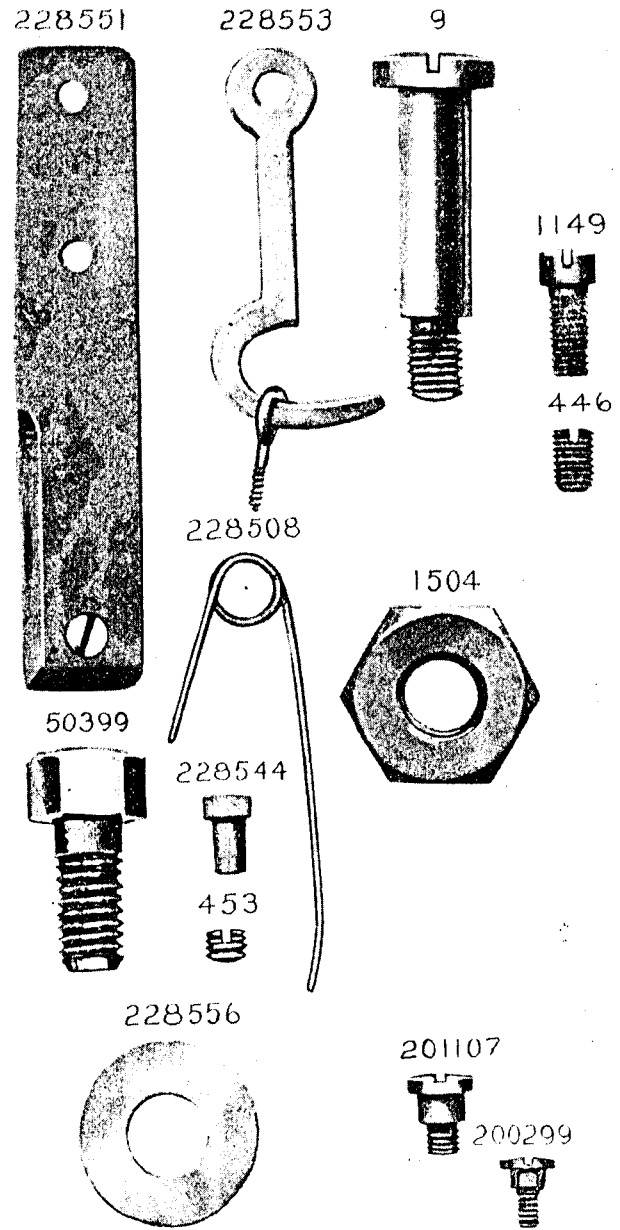


PLATE 13882—FULL SIZE



From the library of: Diamond Needle Corp

PLATE 13925—FULL SIZE

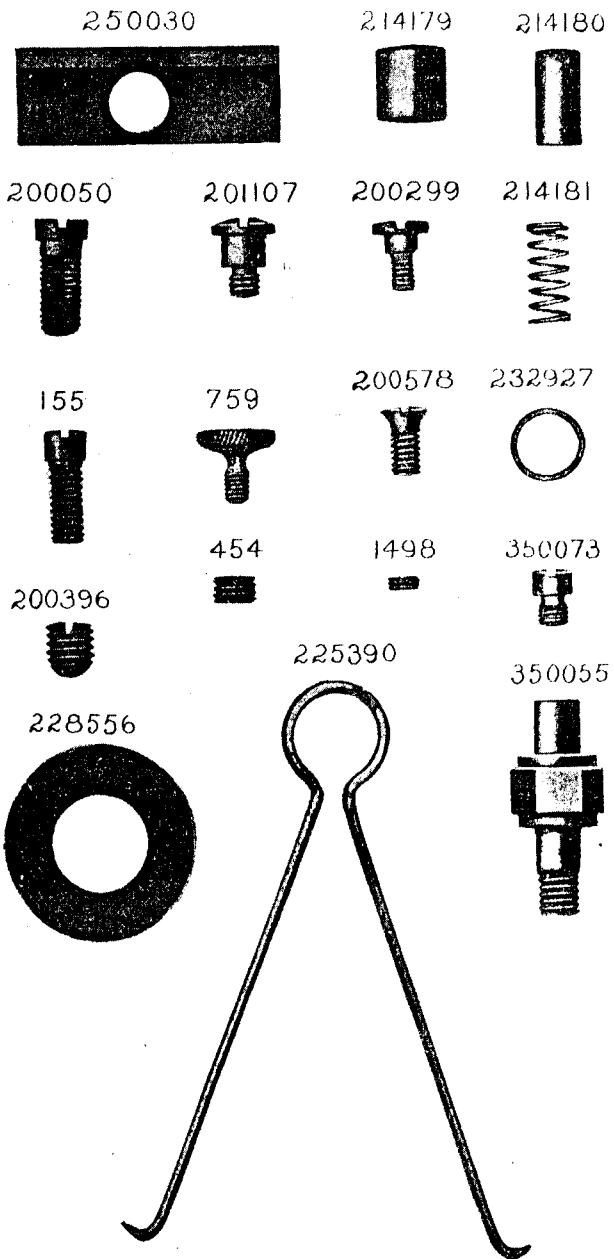
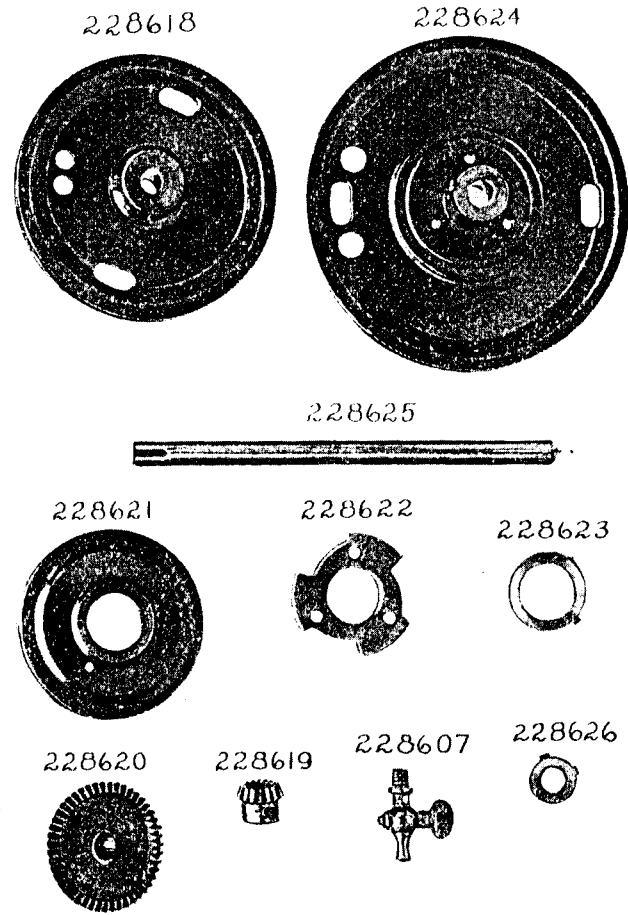


PLATE 13926—ONE-FOURTH SIZE



From the library of: Diamond Needle Corp

PLATE 13927—FULL SIZE

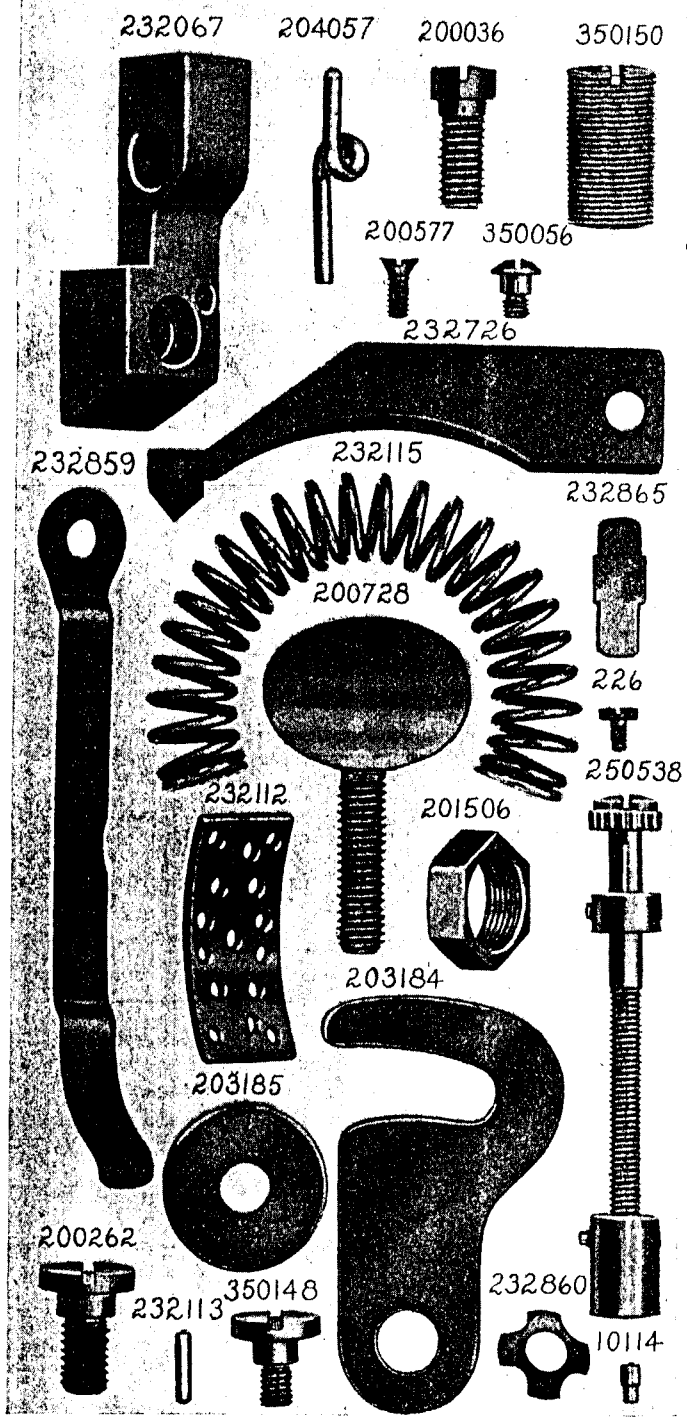
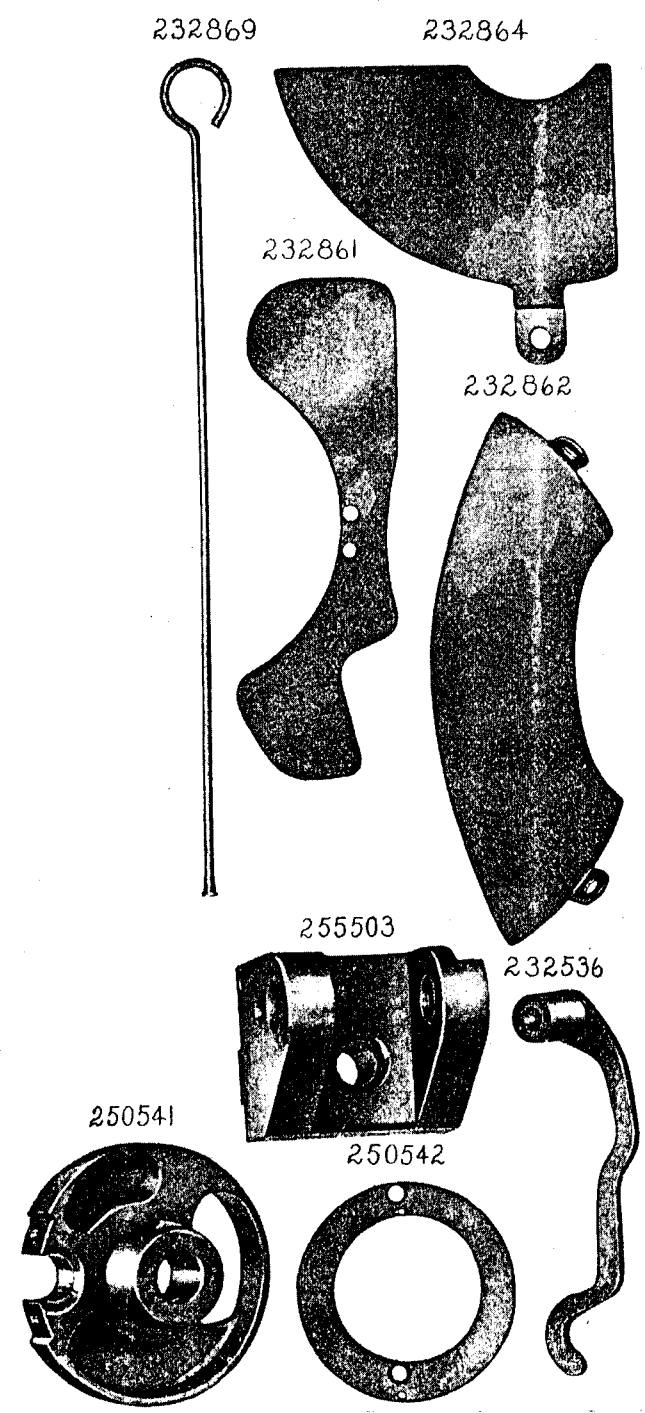


PLATE 13928—ONE-HALF SIZE



From the library of: Diamond Needle Corp

PLATE 13929—FULL SIZE




PLATE 13930—FULL SIZE

